



Maryland Grain Bids

Wednesday September 7, 2016

Cash Bids

Harvest Bids

Upper Eastern Shore

Grain	Low	High	Average
Corn No. 2	\$3.50	\$3.59	\$3.55
Wheat No. 2	\$3.34	\$3.59	\$3.47
Barley No. 3	No Bid	No Bid	No Bid
Soybeans No. 2	\$8.80	\$9.55	\$9.34

Upper Eastern Shore

Harvest	Low	High	Average	
Corn No. 2	16-Dec	\$3.19	\$3.50	\$3.32
Wheat No. 2	16-Jul	\$3.34	\$4.09	\$3.63
Barley No. 3	16-Jul	\$2.35	\$2.35	\$2.35
Soybeans No. 2	16-Nov	\$8.50	\$9.07	\$8.90

Mid Eastern Shore

Grain	Low	High	Average
Corn No. 2	\$3.59	\$3.89	\$3.72
Wheat No. 2	\$3.59	\$3.59	\$3.59
Barley No. 3	No Bid	No Bid	No Bid
Soybeans No. 2	\$8.80	\$9.60	\$9.13

Mid Eastern Shore

Harvest	Low	High	Average	
Corn No. 2	16-Dec	\$3.29	\$3.39	\$3.32
Wheat No. 2	16-Jul	\$3.34	\$3.85	\$3.76
Barley No. 3	16-Jul	\$2.35	\$2.35	\$2.35
Soybeans No. 2	16-Nov	\$8.90	\$9.10	\$9.01

Lower Eastern Shore

Grain	Low	High	Average
Corn No. 2	No Bid	No Bid	No Bid
Wheat No. 2	No Bid	No Bid	No Bid
Barley No. 3	No Bid	No Bid	No Bid
Soybeans No. 2	\$9.70	\$9.80	\$9.75

Lower Eastern Shore

Harvest	Low	High	Average	
Corn No. 2	16-Dec	\$3.34	\$3.44	\$3.37
Wheat No. 2	16-Jul	\$3.34	\$3.34	\$3.34
Barley No. 3	16-Jul	\$2.35	\$2.35	\$2.35
Soybeans No. 2	16-Nov	\$9.15	\$9.25	\$9.20

Central Md

Grain	Low	High	Average
Corn No. 2	\$3.80	\$3.85	\$3.83
Wheat No. 2	No Bid	No Bid	No Bid
Barley No. 3	No Bid	No Bid	No Bid
Soybeans No. 2	\$9.30	\$9.40	\$9.35

Central Md

Harvest	Low	High	Average	
Corn No. 2	16-Dec	No Bid	No Bid	No Bid
Wheat No. 2	16-Jul	\$3.39	\$3.39	\$3.39
Barley No. 3	16-Jul	\$2.35	\$2.35	\$2.35
Soybeans No. 2	16-Nov	\$8.95	\$8.95	\$8.95

Western Md

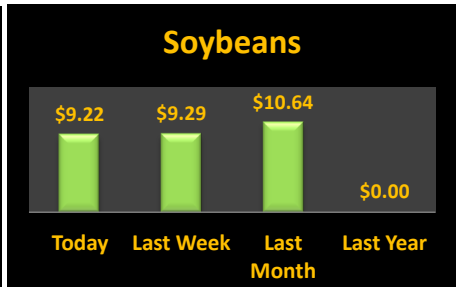
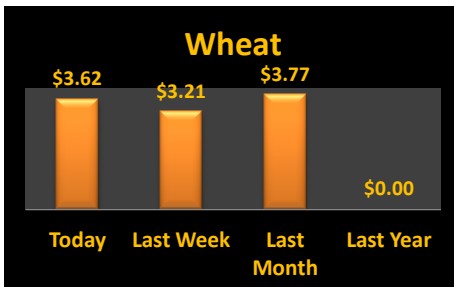
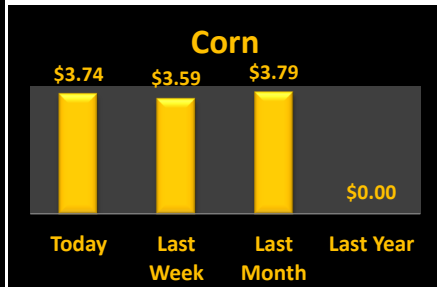
Grain	Low	High	Average
Corn No. 2	\$3.33	\$4.35	\$3.75
Wheat No. 2	\$3.50	\$4.05	\$3.78
Barley No. 3	\$2.60	\$3.45	\$2.91
Soybeans No. 2	\$8.50	\$9.37	\$9.00

Western Md

Harvest	Low	High	Average	
Corn No. 2	16-Dec	\$3.21	\$3.33	\$3.27
Wheat No. 2	16-Jul	\$4.17	\$4.17	\$4.17
Barley No. 3	16-Jul	\$2.50	\$2.50	\$2.50
Soybeans No. 2	16-Nov	\$9.11	\$9.12	\$9.12

State Average

Grain	Today's Low	Today's High	Today's Average	Last Week Average	Compared to Last Week	Avg Last Month	Avg Last Year
Corn No. 2	\$3.33	\$4.35	\$3.74	\$3.59	\$0.15	\$3.79	\$0.00
Wheat No. 2	\$3.59	\$4.05	\$3.62	\$3.21	\$0.41	\$3.77	\$0.00
Barley No. 3	\$2.60	\$3.45	\$2.91	\$2.43	\$0.48	\$2.43	\$0.00
Soybeans No. 2	\$8.50	\$9.80	\$9.22	\$9.29	(\$0.07)	\$10.64	\$0.00



Source: Ag Market News LLC

DeAnne Haas and Dave Wert Reporters

570-490-5587

<http://www.agmarketnews.com>



USDA is an equal opportunity provider and employer.