



Maryland Grain Bids

Wednesday September 28, 2016

Cash Bids

Harvest Bids

Upper Eastern Shore

Grain	Low	High	Average
Corn No. 2	\$3.22	\$3.50	\$3.35
Wheat No. 2	\$3.39	\$3.39	\$3.39
Barley No. 3	\$2.35	\$2.35	\$2.35
Soybeans No. 2	\$9.48	\$9.48	\$9.48

Upper Eastern Shore

Harvest	Low	High	Average
Corn No. 2 16-Dec	\$3.30	\$3.55	\$3.41
Wheat No. 2 17-Jul	\$3.90	\$4.14	\$3.99
Barley No. 3 17-Jul	No Bid	No Bid	No Bid
Soybeans No. 2 16-Nov	\$8.78	\$8.93	\$8.87

Mid Eastern Shore

Grain	Low	High	Average
Corn No. 2	\$3.37	\$3.52	\$3.45
Wheat No. 2	\$3.39	\$3.39	\$3.39
Barley No. 3	\$2.35	\$2.35	\$2.35
Soybeans No. 2	\$8.93	\$8.93	\$8.93

Mid Eastern Shore

Harvest	Low	High	Average
Corn No. 2 16-Dec	\$3.30	\$3.77	\$3.44
Wheat No. 2 17-Jul	\$3.90	\$3.94	\$3.92
Barley No. 3 17-Jul	No Bid	No Bid	No Bid
Soybeans No. 2 16-Nov	\$8.78	\$9.03	\$8.91

Lower Eastern Shore

Grain	Low	High	Average
Corn No. 2	\$3.37	\$3.52	\$3.44
Wheat No. 2	\$3.39	\$3.39	\$3.39
Barley No. 3	\$2.35	\$2.35	\$2.35
Soybeans No. 2	No Bid	No Bid	No Bid

Lower Eastern Shore

Harvest	Low	High	Average
Corn No. 2 16-Dec	No Bid	No Bid	No Bid
Wheat No. 2 17-Jul	No Bid	No Bid	No Bid
Barley No. 3 17-Jul	No Bid	No Bid	No Bid
Soybeans No. 2 16-Nov	\$9.08	\$9.18	\$9.13

Central Md

Grain	Low	High	Average
Corn No. 2	\$3.02	\$3.67	\$3.36
Wheat No. 2	No Bid	No Bid	No Bid
Barley No. 3	No Bid	No Bid	No Bid
Soybeans No. 2	\$9.43	\$9.43	\$9.43

Central Md

Harvest	Low	High	Average
Corn No. 2 16-Dec	No Bid	No Bid	No Bid
Wheat No. 2 17-Jul	No Bid	No Bid	No Bid
Barley No. 3 17-Jul	No Bid	No Bid	No Bid
Soybeans No. 2 16-Nov	\$8.88	\$8.88	\$8.88

Western Md

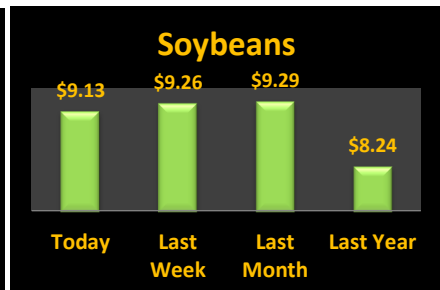
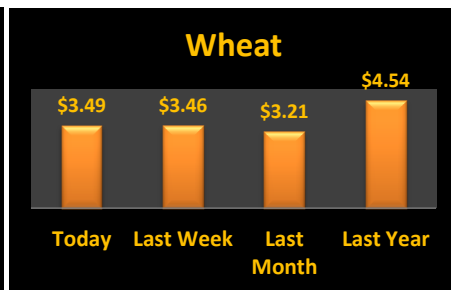
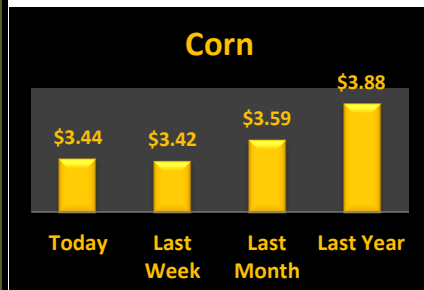
Grain	Low	High	Average
Corn No. 2	\$3.32	\$3.86	\$3.51
Wheat No. 2	\$3.50	\$4.05	\$3.78
Barley No. 3	\$2.80	\$3.45	\$2.96
Soybeans No. 2	\$8.92	\$9.20	\$9.02

Western Md

Harvest	Low	High	Average
Corn No. 2 16-Dec	\$3.67	\$3.67	\$3.67
Wheat No. 2 17-Jul	\$4.30	\$4.30	\$4.30
Barley No. 3 17-Jul	\$2.50	\$2.50	\$2.50
Soybeans No. 2 16-Nov	\$9.00	\$9.00	\$9.00

State Average

Grain	Today's			Last Week Average	Compared to Last Week	Avg Last	
	Low	High	Average			Month	Year
Corn No. 2	\$3.02	\$3.86	\$3.44	\$3.42	\$0.02	\$3.59	\$3.88
Wheat No. 2	\$3.50	\$4.05	\$3.49	\$3.46	\$0.03	\$3.21	\$4.54
Barley No. 3	\$2.35	\$3.45	\$2.60	\$2.91	(\$0.32)	\$2.43	\$2.56
Soybeans No. 2	\$8.92	\$9.48	\$9.13	\$9.26	(\$0.13)	\$9.29	\$8.24



Source: Ag Market News LLC
 DeAnne Haas and Dave Wert Reporters
 570-490-5587
<http://www.agmarketnews.com>



USDA is an equal opportunity provider and employer.