



Maryland Grain Bids

Wednesday August 3, 2016

Cash Bids

Harvest Bids

Upper Eastern Shore

Grain	Low	High	Average
Corn No. 2	\$3.29	\$3.65	\$3.45
Wheat No. 2	\$3.41	\$3.46	\$3.42
Barley No. 3	\$2.25	\$2.30	\$2.29
Soybeans No. 2	\$9.13	\$9.48	\$9.39

Upper Eastern Shore

Harvest	Low	High	Average
Corn No. 2 16-Dec	\$3.19	\$3.55	\$3.33
Wheat No. 2 16-Jul	\$3.61	\$4.11	\$3.86
Barley No. 3 16-Jul	No Bid	No Bid	No Bid
Soybeans No. 2 16-Nov	\$8.73	\$8.93	\$8.86

Mid Eastern Shore

Grain	Low	High	Average
Corn No. 2	\$3.39	\$3.69	\$3.57
Wheat No. 2	\$3.36	\$3.36	\$3.36
Barley No. 3	\$2.25	\$2.36	\$2.28
Soybeans No. 2	\$9.13	\$9.53	\$9.28

Mid Eastern Shore

Harvest	Low	High	Average
Corn No. 2 16-Dec	\$3.29	\$3.44	\$3.34
Wheat No. 2 16-Jul	\$3.61	\$3.61	\$3.61
Barley No. 3 16-Jul	No Bid	No Bid	No Bid
Soybeans No. 2 16-Nov	\$8.73	\$9.03	\$8.83

Lower Eastern Shore

Grain	Low	High	Average
Corn No. 2	\$3.44	\$3.69	\$3.52
Wheat No. 2	\$3.36	\$3.36	\$3.36
Barley No. 3	\$2.30	\$2.30	\$2.30
Soybeans No. 2	\$9.63	\$9.73	\$9.68

Lower Eastern Shore

Harvest	Low	High	Average
Corn No. 2 16-Dec	\$3.39	\$3.49	\$3.42
Wheat No. 2 16-Jul	No Bid	No Bid	No Bid
Barley No. 3 16-Jul	No Bid	No Bid	No Bid
Soybeans No. 2 16-Nov	\$9.08	\$9.18	\$9.13

Central Md

Grain	Low	High	Average
Corn No. 2	\$2.99	\$3.86	\$3.56
Wheat No. 2	No Bid	No Bid	No Bid
Barley No. 3	No Bid	No Bid	No Bid
Soybeans No. 2	\$9.23	\$9.55	\$9.39

Central Md

Harvest	Low	High	Average
Corn No. 2 16-Dec	No Bid	No Bid	No Bid
Wheat No. 2 16-Jul	No Bid	No Bid	No Bid
Barley No. 3 16-Jul	No Bid	No Bid	No Bid
Soybeans No. 2 16-Nov	\$8.88	\$8.88	\$8.88

Western Md

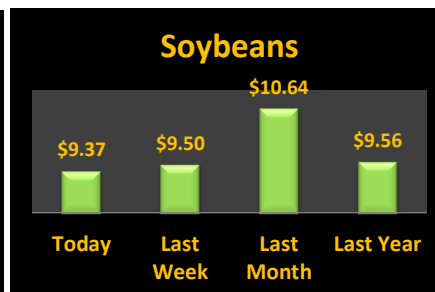
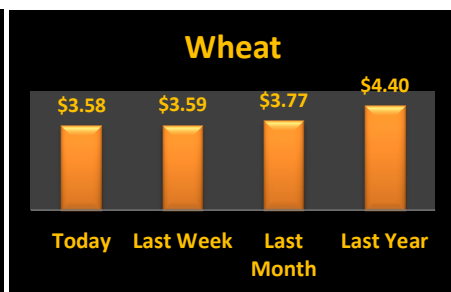
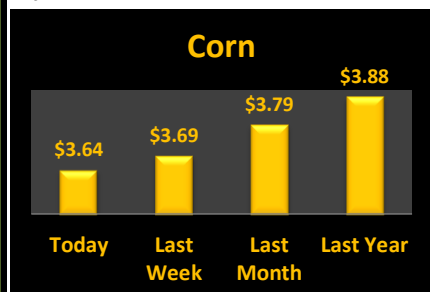
Grain	Low	High	Average
Corn No. 2	\$3.77	\$4.40	\$3.96
Wheat No. 2	\$3.97	\$4.20	\$4.06
Barley No. 3	\$2.50	\$3.45	\$2.89
Soybeans No. 2	\$8.35	\$10.00	\$9.30

Western Md

Harvest	Low	High	Average
Corn No. 2 16-Dec	\$3.27	\$3.40	\$3.34
Wheat No. 2 16-Jul	\$4.64	\$4.64	\$4.64
Barley No. 3 16-Jul	\$2.50	\$2.50	\$2.50
Soybeans No. 2 16-Nov	\$8.91	\$8.98	\$8.95

State Average

Grain	Today's			Last Week Average	Compared to Last Week	Avg Last	
	Low	High	Average			Month	Year
Corn No. 2	\$2.99	\$4.40	\$3.64	\$3.69	(\$0.05)	\$3.79	\$3.88
Wheat No. 2	\$3.65	\$4.20	\$3.58	\$3.59	(\$0.01)	\$3.77	\$4.40
Barley No. 3	\$2.25	\$3.45	\$2.44	\$2.43	\$0.01	\$2.43	\$2.34
Soybeans No. 2	\$8.35	\$10.00	\$9.37	\$9.50	(\$0.13)	\$10.64	\$9.56



Source: Ag Market News LLC

DeAnne Haas and Dave Wert Reporters

570-490-5587

<http://www.agmarketnews.com>



USDA is an equal opportunity provider and employer.