



# Maryland Grain Bids

Wednesday August 24, 2016

## Cash Bids

## Harvest Bids

### Upper Eastern Shore

Grain	Low	High	Average
Corn No. 2	\$3.34	\$4.00	\$3.55
Wheat No. 2	\$3.53	\$3.68	\$3.56
Barley No. 3	\$2.30	\$2.30	\$2.30
Soybeans No. 2	\$9.74	\$10.09	\$10.00

### Upper Eastern Shore

Harvest	Low	High	Average
Corn No. 2 16-Dec	\$3.27	\$3.45	\$3.38
Wheat No. 2 17-Jul	\$4.14	\$4.19	\$4.16
Barley No. 3 17-Jul	No Bid	No Bid	No Bid
Soybeans No. 2 16-Nov	\$9.34	\$9.54	\$9.48

### Mid Eastern Shore

Grain	Low	High	Average
Corn No. 2	\$3.44	\$3.74	\$3.63
Wheat No. 2	\$3.53	\$3.68	\$3.63
Barley No. 3	\$2.30	\$2.30	\$2.30
Soybeans No. 2	\$9.74	\$10.14	\$9.89

### Mid Eastern Shore

Harvest	Low	High	Average
Corn No. 2 16-Dec	\$3.37	\$3.47	\$3.40
Wheat No. 2 17-Jul	\$4.14	\$4.14	\$4.14
Barley No. 3 17-Jul	No Bid	No Bid	No Bid
Soybeans No. 2 16-Nov	\$9.34	\$9.64	\$9.48

### Lower Eastern Shore

Grain	Low	High	Average
Corn No. 2	\$3.49	\$3.49	\$3.49
Wheat No. 2	\$3.53	\$3.53	\$3.53
Barley No. 3	\$2.30	\$2.30	\$2.30
Soybeans No. 2	\$10.24	\$10.34	\$10.29

### Lower Eastern Shore

Harvest	Low	High	Average
Corn No. 2 16-Dec	\$3.42	\$3.52	\$3.45
Wheat No. 2 17-Jul	\$0.00	\$0.00	#DIV/0!
Barley No. 3 17-Jul	\$0.00	\$0.00	#DIV/0!
Soybeans No. 2 16-Nov	\$9.69	\$9.79	\$9.74

### Central Md

Grain	Low	High	Average
Corn No. 2	\$3.04	\$3.95	\$3.61
Wheat No. 2	No Bid	No Bid	No Bid
Barley No. 3	No Bid	No Bid	No Bid
Soybeans No. 2	\$9.75	\$9.84	\$9.80

### Central Md

Harvest	Low	High	Average
Corn No. 2 16-Dec	No Bid	No Bid	No Bid
Wheat No. 2 17-Jul	No Bid	No Bid	No Bid
Barley No. 3 17-Jul	No Bid	No Bid	No Bid
Soybeans No. 2 16-Nov	\$9.49	\$9.49	\$9.49

### Western Md

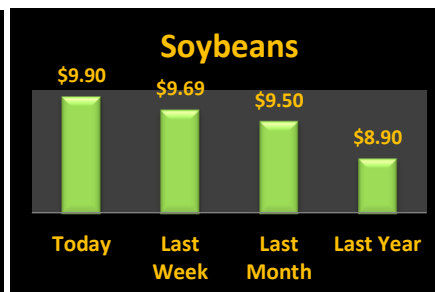
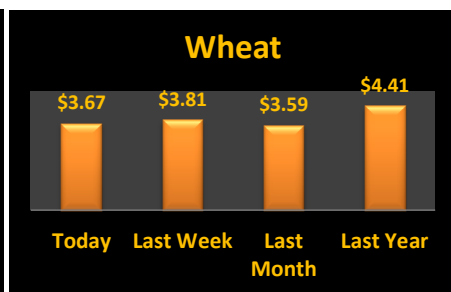
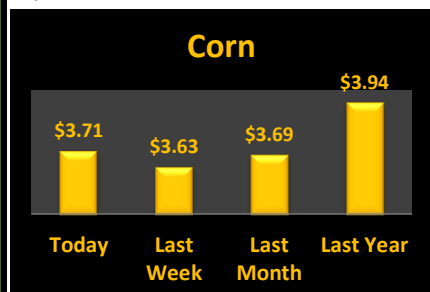
Grain	Low	High	Average
Corn No. 2	\$3.85	\$4.42	\$4.02
Wheat No. 2	\$3.90	\$4.32	\$4.14
Barley No. 3	\$2.50	\$3.45	\$2.89
Soybeans No. 2	\$9.00	\$10.00	\$9.58

### Western Md

Harvest	Low	High	Average
Corn No. 2 16-Dec	\$3.28	\$3.42	\$3.35
Wheat No. 2 17-Jul	\$4.63	\$4.63	\$4.63
Barley No. 3 17-Jul	\$2.50	\$2.50	\$2.50
Soybeans No. 2 16-Nov	\$9.43	\$9.50	\$9.47

### State Average

Grain	Today's			Last Week Average	Compared to Last Week	Avg Last	
	Low	High	Average			Month	Year
Corn No. 2	\$3.04	\$4.42	\$3.71	\$3.63	\$0.08	\$3.69	\$3.94
Wheat No. 2	\$4.00	\$4.32	\$3.67	\$3.81	(\$0.14)	\$3.59	\$4.41
Barley No. 3	\$2.30	\$3.45	\$2.54	\$2.54	(\$0.00)	\$2.43	\$2.39
Soybeans No. 2	\$9.00	\$10.34	\$9.90	\$9.69	\$0.21	\$9.50	\$8.90



Source: Ag Market News LLC  
 DeAnne Haas and Dave Wert Reporters  
 570-490-5587  
<http://www.agmarketnews.com>



USDA is an equal opportunity provider and employer.