



Maryland Grain Bids

Wednesday August 17, 2016

Cash Bids

Harvest Bids

Upper Eastern Shore

Grain	Low	High	Average
Corn No. 2	\$3.33	\$3.70	\$3.49
Wheat No. 2	\$3.69	\$3.69	\$3.69
Barley No. 3	\$2.30	\$2.30	\$2.30
Soybeans No. 2	\$9.57	\$10.02	\$9.91

Upper Eastern Shore

Harvest	Low	High	Average	
Corn No. 2	16-Dec	\$3.22	\$3.60	\$3.38
Wheat No. 2	16-Jul	\$4.18	\$4.23	\$4.21
Barley No. 3	16-Jul	No Bid	No Bid	No Bid
Soybeans No. 2	16-Nov	\$9.27	\$9.47	\$9.42

Mid Eastern Shore

Grain	Low	High	Average
Corn No. 2	\$3.43	\$3.58	\$3.52
Wheat No. 2	\$3.69	\$3.69	\$3.69
Barley No. 3	\$2.30	\$2.30	\$2.30
Soybeans No. 2	\$9.57	\$10.07	\$9.69

Mid Eastern Shore

Harvest	Low	High	Average	
Corn No. 2	16-Dec	\$3.37	\$3.42	\$3.40
Wheat No. 2	16-Jul	\$4.18	\$4.18	\$4.18
Barley No. 3	16-Jul	No Bid	No Bid	No Bid
Soybeans No. 2	16-Nov	\$9.27	\$9.57	\$9.38

Lower Eastern Shore

Grain	Low	High	Average
Corn No. 2	\$3.48	\$3.73	\$3.56
Wheat No. 2	\$3.69	\$3.69	\$3.69
Barley No. 3	\$2.30	\$2.30	\$2.30
Soybeans No. 2	\$10.17	\$10.27	\$10.22

Lower Eastern Shore

Harvest	Low	High	Average	
Corn No. 2	16-Dec	\$3.42	\$3.52	\$3.45
Wheat No. 2	16-Jul	No Bid	No Bid	No Bid
Barley No. 3	16-Jul	No Bid	No Bid	No Bid
Soybeans No. 2	16-Nov	\$9.52	\$9.72	\$9.62

Central Md

Grain	Low	High	Average
Corn No. 2	\$3.03	\$3.87	\$3.58
Wheat No. 2	No Bid	No Bid	No Bid
Barley No. 3	No Bid	No Bid	No Bid
Soybeans No. 2	\$9.40	\$9.77	\$9.59

Central Md

Harvest	Low	High	Average	
Corn No. 2	16-Dec	No Bid	No Bid	No Bid
Wheat No. 2	16-Jul	No Bid	No Bid	No Bid
Barley No. 3	16-Jul	No Bid	No Bid	No Bid
Soybeans No. 2	16-Nov	\$9.42	\$9.42	\$9.42

Western Md

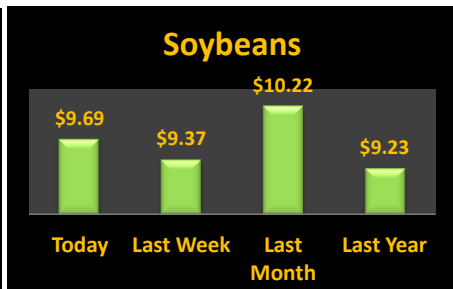
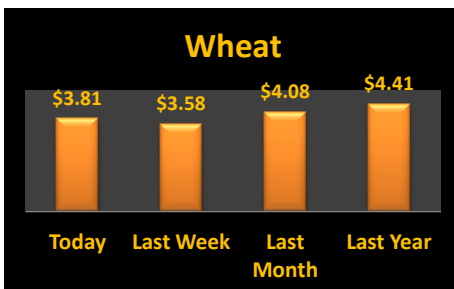
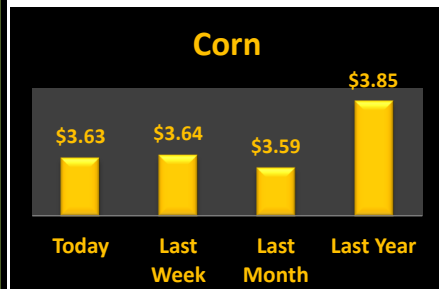
Grain	Low	High	Average
Corn No. 2	\$3.80	\$4.25	\$3.94
Wheat No. 2	\$4.15	\$4.30	\$4.22
Barley No. 3	\$2.50	\$3.45	\$2.89
Soybeans No. 2	\$8.45	\$10.00	\$9.13

Western Md

Harvest	Low	High	Average	
Corn No. 2	16-Dec	\$3.29	\$3.40	\$3.35
Wheat No. 2	16-Jul	\$4.47	\$4.47	\$4.47
Barley No. 3	16-Jul	\$2.50	\$2.50	\$2.50
Soybeans No. 2	16-Nov	\$9.49	\$9.54	\$9.52

State Average

Grain	Today's Low	Today's High	Today's Average	Last Week Average	Compared to Last Week	Avg Last Month	Avg Last Year
Corn No. 2	\$3.03	\$4.25	\$3.63	\$3.64	(\$0.01)	\$3.59	\$3.85
Wheat No. 2	\$3.70	\$4.30	\$3.81	\$3.58	\$0.23	\$4.08	\$4.41
Barley No. 3	\$2.30	\$3.45	\$2.54	\$2.44	\$0.10	\$2.38	\$2.31
Soybeans No. 2	\$8.45	\$10.27	\$9.69	\$9.37	\$0.32	\$10.22	\$9.23



Source: Ag Market News LLC

DeAnne Haas and Dave Wert Reporters
570-490-5587

<http://www.agmarketnews.com>



USDA is an equal opportunity provider and employer.