



Maryland Grain Bids

Wednesday August 10, 2016

Cash Bids

Harvest Bids

Upper Eastern Shore

Grain	Low	High	Average
Corn No. 2	\$3.27	\$3.68	\$3.44
Wheat No. 2	\$3.62	\$3.77	\$3.65
Barley No. 3	\$2.30	\$2.30	\$2.30
Soybeans No. 2	\$9.48	\$9.83	\$9.74

Upper Eastern Shore

Harvest	Low	High	Average
Corn No. 2 16-Dec	\$3.18	\$3.55	\$3.32
Wheat No. 2 17-Jul	\$4.19	\$4.19	\$4.19
Barley No. 3 17-Jul	No Bid	No Bid	No Bid
Soybeans No. 2 16-Nov	\$9.08	\$9.28	\$9.22

Mid Eastern Shore

Grain	Low	High	Average
Corn No. 2	\$3.37	\$3.70	\$3.56
Wheat No. 2	\$3.62	\$3.77	\$3.72
Barley No. 3	\$2.30	\$2.30	\$2.30
Soybeans No. 2	\$9.48	\$9.88	\$9.63

Mid Eastern Shore

Harvest	Low	High	Average
Corn No. 2 16-Dec	\$3.33	\$3.45	\$3.36
Wheat No. 2 17-Jul	\$4.19	\$4.19	\$4.19
Barley No. 3 17-Jul	No Bid	No Bid	No Bid
Soybeans No. 2 16-Nov	\$9.08	\$9.38	\$9.23

Lower Eastern Shore

Grain	Low	High	Average
Corn No. 2	\$3.42	\$3.67	\$3.50
Wheat No. 2	\$3.62	\$3.62	\$3.62
Barley No. 3	\$2.30	\$2.30	\$2.30
Soybeans No. 2	\$9.98	\$10.08	\$10.03

Lower Eastern Shore

Harvest	Low	High	Average
Corn No. 2 16-Dec	\$3.38	\$3.48	\$3.41
Wheat No. 2 17-Jul	\$0.00	\$0.00	#DIV/0!
Barley No. 3 17-Jul	\$0.00	\$0.00	#DIV/0!
Soybeans No. 2 16-Nov	\$9.43	\$9.53	\$9.48

Central Md

Grain	Low	High	Average
Corn No. 2	\$2.97	\$3.84	\$3.49
Wheat No. 2	No Bid	No Bid	No Bid
Barley No. 3	No Bid	No Bid	No Bid
Soybeans No. 2	\$9.48	\$9.58	\$9.53

Central Md

Harvest	Low	High	Average
Corn No. 2 16-Dec	No Bid	No Bid	No Bid
Wheat No. 2 17-Jul	No Bid	No Bid	No Bid
Barley No. 3 17-Jul	No Bid	No Bid	No Bid
Soybeans No. 2 16-Nov	\$9.23	\$9.23	\$9.23

Western Md

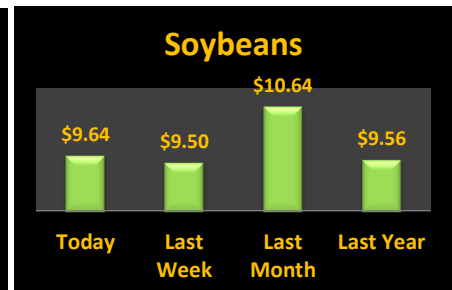
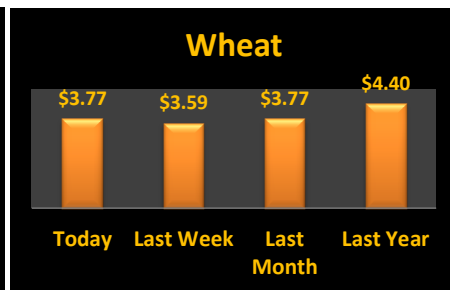
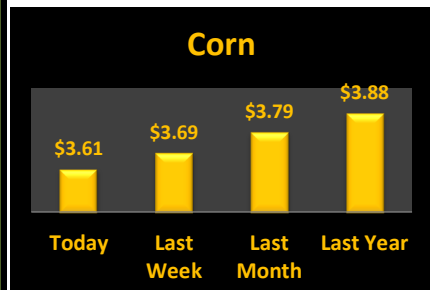
Grain	Low	High	Average
Corn No. 2	\$3.65	\$4.50	\$3.89
Wheat No. 2	\$4.08	\$4.20	\$4.15
Barley No. 3	\$2.60	\$3.45	\$2.91
Soybeans No. 2	\$8.70	\$9.75	\$9.33

Western Md

Harvest	Low	High	Average
Corn No. 2 16-Dec	\$3.24	\$3.75	\$3.50
Wheat No. 2 17-Jul	\$4.58	\$4.58	\$4.58
Barley No. 3 17-Jul	\$2.60	\$2.60	\$2.60
Soybeans No. 2 16-Nov	\$8.72	\$9.23	\$8.98

State Average

Grain	Today's			Last Week Average	Compared to Last Week	Avg Last	
	Low	High	Average			Month	Year
Corn No. 2	\$2.97	\$4.50	\$3.61	\$3.69	(\$0.08)	\$3.79	\$3.88
Wheat No. 2	\$3.68	\$4.20	\$3.77	\$3.59	\$0.18	\$3.77	\$4.40
Barley No. 3	\$2.30	\$3.45	\$2.55	\$2.43	\$0.12	\$2.43	\$2.34
Soybeans No. 2	\$8.70	\$10.08	\$9.64	\$9.50	\$0.14	\$10.64	\$9.56



Source: Ag Market News LLC
 DeAnne Haas and Dave Wert Reporters
 570-490-5587
<http://www.agmarketnews.com>



USDA is an equal opportunity provider and employer.