



Maryland Grain Bids

Wednesday July 6, 2016

Cash Bids

Harvest Bids

Upper Eastern Shore

Grain	Low	High	Average
Corn No. 2	\$3.56	\$3.84	\$3.71
Wheat No. 2	\$3.64	\$3.79	\$3.73
Barley No. 3	\$2.25	\$2.30	\$2.29
Soybeans No. 2	\$10.55	\$10.80	\$10.73

Upper Eastern Shore

Harvest	Low	High	Average
Corn No. 2 16-Dec	\$3.43	\$3.66	\$3.55
Wheat No. 2 16-Jul	\$3.50	\$4.27	\$3.89
Barley No. 3 16-Jul	\$0.00	\$0.00	#DIV/0!
Soybeans No. 2 16-Nov	\$9.97	\$10.80	\$10.43

Mid Eastern Shore

Grain	Low	High	Average
Corn No. 2	\$3.66	\$3.96	\$3.85
Wheat No. 2	\$3.64	\$3.69	\$3.66
Barley No. 3	\$2.25	\$2.30	\$2.27
Soybeans No. 2	\$10.55	\$10.85	\$10.67

Mid Eastern Shore

Harvest	Low	High	Average
Corn No. 2 16-Dec	\$3.53	\$3.68	\$3.59
Wheat No. 2 16-Jul	\$3.50	\$3.50	\$3.50
Barley No. 3 16-Jul	\$0.00	\$0.00	#DIV/0!
Soybeans No. 2 16-Nov	\$9.97	\$10.85	\$10.20

Lower Eastern Shore

Grain	Low	High	Average
Corn No. 2	\$3.61	\$3.71	\$3.68
Wheat No. 2	\$3.69	\$3.69	\$3.69
Barley No. 3	\$2.30	\$2.30	\$2.30
Soybeans No. 2	\$10.95	\$11.05	\$11.00

Lower Eastern Shore

Harvest	Low	High	Average
Corn No. 2 16-Dec	\$3.63	\$3.73	\$3.66
Wheat No. 2 16-Jul	\$0.00	\$0.00	#DIV/0!
Barley No. 3 16-Jul	\$0.00	\$0.00	#DIV/0!
Soybeans No. 2 16-Nov	\$10.95	\$11.05	\$11.00

Central Md

Grain	Low	High	Average
Corn No. 2	\$3.26	\$3.85	\$3.59
Wheat No. 2	\$0.00	\$0.00	#DIV/0!
Barley No. 3	\$2.40	\$2.40	\$2.40
Soybeans No. 2	\$10.60	\$10.83	\$10.72

Central Md

Harvest	Low	High	Average
Corn No. 2 16-Dec	\$0.00	\$0.00	#DIV/0!
Wheat No. 2 16-Jul	\$0.00	\$0.00	#DIV/0!
Barley No. 3 16-Jul	\$0.00	\$0.00	#DIV/0!
Soybeans No. 2 16-Nov	\$10.60	\$10.60	\$10.60

Western Md

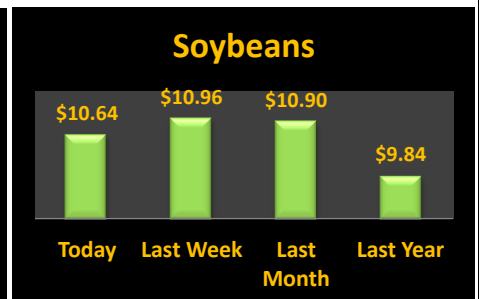
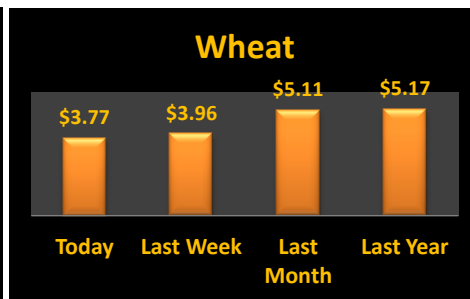
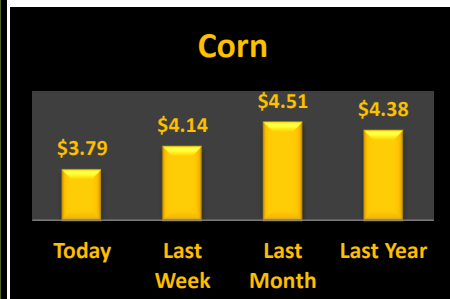
Grain	Low	High	Average
Corn No. 2	\$3.65	\$4.30	\$3.87
Wheat No. 2	\$4.10	\$4.40	\$4.20
Barley No. 3	\$2.50	\$3.25	\$2.84
Soybeans No. 2	\$9.50	\$10.70	\$10.15

Western Md

Harvest	Low	High	Average
Corn No. 2 16-Dec	\$3.41	\$3.51	\$3.46
Wheat No. 2 16-Jul	\$4.54	\$4.54	\$4.54
Barley No. 3 16-Jul	\$2.50	\$2.50	\$2.50
Soybeans No. 2 16-Nov	\$9.85	\$9.92	\$9.89

State Average

Grain	Today's Low	Today's High	Today's Average	Last Week Average	Compared to Last Week	Avg Last Month	Avg Last Year
Corn No. 2	\$3.26	\$4.30	\$3.79	\$4.14	(\$0.35)	\$4.51	\$4.38
Wheat No. 2	\$3.26	\$4.40	\$3.77	\$3.96	(\$0.19)	\$5.11	\$5.17
Barley No. 3	\$2.25	\$3.25	\$2.43	\$2.43	(\$0.01)	\$2.88	\$2.42
Soybeans No. 2	\$9.50	\$11.05	\$10.64	\$10.96	(\$0.32)	\$10.90	\$9.84



Source: Ag Market News LLC

DeAnne Haas and Dave Wert Reporters

570-490-5587

<http://www.agmarketnews.com>



USDA is an equal opportunity provider and employer.