



Maryland Grain Bids

Wednesday July 27, 2016

Cash Bids

Harvest Bids

Upper Eastern Shore

| Grain | Low | High | Average |
|----------------|--------|--------|---------|
| Corn No. 2 | \$3.38 | \$3.90 | \$3.57 |
| Wheat No. 2 | \$3.50 | \$3.61 | \$3.56 |
| Barley No. 3 | \$2.25 | \$2.30 | \$2.29 |
| Soybeans No. 2 | \$9.39 | \$9.64 | \$9.57 |

Upper Eastern Shore

| Harvest | Low | High | Average |
|-----------------------|--------|--------|---------|
| Corn No. 2 16-Dec | \$3.25 | \$3.65 | \$3.40 |
| Wheat No. 2 16-Jul | \$4.24 | \$4.24 | \$4.24 |
| Barley No. 3 16-Jul | No Bid | No Bid | No Bid |
| Soybeans No. 2 16-Nov | \$8.94 | \$9.14 | \$9.09 |

Mid Eastern Shore

| Grain | Low | High | Average |
|----------------|--------|--------|---------|
| Corn No. 2 | \$3.48 | \$3.78 | \$3.66 |
| Wheat No. 2 | \$3.50 | \$3.51 | \$3.50 |
| Barley No. 3 | \$2.25 | \$2.30 | \$2.27 |
| Soybeans No. 2 | \$9.39 | \$9.69 | \$9.51 |

Mid Eastern Shore

| Harvest | Low | High | Average |
|-----------------------|--------|--------|---------|
| Corn No. 2 16-Dec | \$3.40 | \$3.50 | \$3.42 |
| Wheat No. 2 16-Jul | No Bid | No Bid | No Bid |
| Barley No. 3 16-Jul | No Bid | No Bid | No Bid |
| Soybeans No. 2 16-Nov | \$8.94 | \$9.24 | \$9.09 |

Lower Eastern Shore

| Grain | Low | High | Average |
|----------------|--------|--------|---------|
| Corn No. 2 | \$3.53 | \$3.73 | \$3.60 |
| Wheat No. 2 | \$3.50 | \$3.50 | \$3.50 |
| Barley No. 3 | \$2.30 | \$2.30 | \$2.30 |
| Soybeans No. 2 | \$9.79 | \$9.89 | \$9.84 |

Lower Eastern Shore

| Harvest | Low | High | Average |
|-----------------------|--------|--------|---------|
| Corn No. 2 16-Dec | \$3.45 | \$3.55 | \$3.48 |
| Wheat No. 2 16-Jul | No Bid | No Bid | No Bid |
| Barley No. 3 16-Jul | No Bid | No Bid | No Bid |
| Soybeans No. 2 16-Nov | \$9.29 | \$9.39 | \$9.34 |

Central Md

| Grain | Low | High | Average |
|----------------|--------|--------|---------|
| Corn No. 2 | \$3.08 | \$3.79 | \$3.54 |
| Wheat No. 2 | No Bid | No Bid | No Bid |
| Barley No. 3 | No Bid | No Bid | No Bid |
| Soybeans No. 2 | \$9.42 | \$9.44 | \$9.43 |

Central Md

| Harvest | Low | High | Average |
|-----------------------|--------|--------|---------|
| Corn No. 2 16-Dec | No Bid | No Bid | No Bid |
| Wheat No. 2 16-Jul | No Bid | No Bid | No Bid |
| Barley No. 3 16-Jul | No Bid | No Bid | No Bid |
| Soybeans No. 2 16-Nov | \$9.09 | \$9.09 | \$9.09 |

Western Md

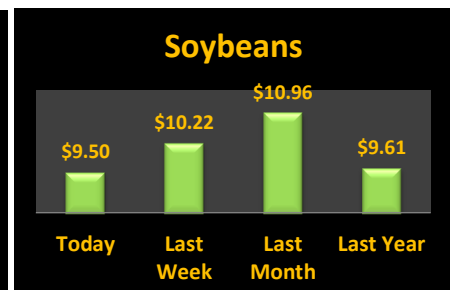
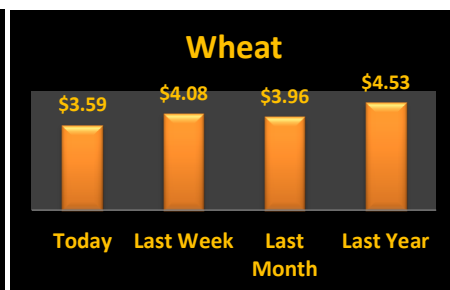
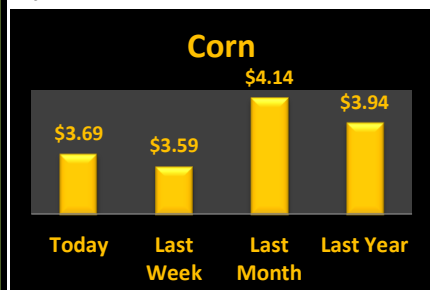
| Grain | Low | High | Average |
|----------------|--------|--------|---------|
| Corn No. 2 | \$3.76 | \$4.30 | \$3.91 |
| Wheat No. 2 | \$4.10 | \$4.33 | \$4.21 |
| Barley No. 3 | \$2.50 | \$3.35 | \$2.86 |
| Soybeans No. 2 | \$8.55 | \$9.66 | \$9.21 |

Western Md

| Harvest | Low | High | Average |
|-----------------------|--------|--------|---------|
| Corn No. 2 16-Dec | \$3.34 | \$3.50 | \$3.42 |
| Wheat No. 2 16-Jul | \$4.04 | \$4.80 | \$4.42 |
| Barley No. 3 16-Jul | \$2.50 | \$2.50 | \$2.50 |
| Soybeans No. 2 16-Nov | \$9.22 | \$9.30 | \$9.26 |

State Average

| Grain | Today's | | Today's Average | Last Week Average | Compared to Last Week | Avg Last | |
|----------------|---------|--------|-----------------|-------------------|-----------------------|----------|--------|
| | Low | High | | | | Month | Year |
| Corn No. 2 | \$3.08 | \$4.30 | \$3.69 | \$3.59 | \$0.10 | \$4.14 | \$3.94 |
| Wheat No. 2 | \$3.90 | \$4.33 | \$3.59 | \$4.08 | (\$0.49) | \$3.96 | \$4.53 |
| Barley No. 3 | \$2.25 | \$3.35 | \$2.43 | \$2.38 | \$0.05 | \$2.42 | \$2.37 |
| Soybeans No. 2 | \$8.55 | \$9.89 | \$9.50 | \$10.22 | (\$0.72) | \$10.96 | \$9.61 |



Source: Ag Market News LLC
 DeAnne Haas and Dave Wert Reporters
 570-490-5587
<http://www.agmarketnews.com>



USDA is an equal opportunity provider and employer.