



Maryland Grain Bids

Wednesday July 20, 2016

Cash Bids

Harvest Bids

Upper Eastern Shore

Grain	Low	High	Average
Corn No. 2	\$3.41	\$4.00	\$3.62
Wheat No. 2	\$3.58	\$4.63	\$3.80
Barley No. 3	\$2.20	\$2.30	\$2.28
Soybeans No. 2	\$10.09	\$10.44	\$10.18

Upper Eastern Shore

Harvest	Low	High	Average
Corn No. 2 16-Dec	\$3.34	\$3.70	\$3.48
Wheat No. 2 16-Jul	\$3.52	\$3.52	\$3.52
Barley No. 3 16-Jul	No Bid	No Bid	No Bid
Soybeans No. 2 16-Nov	\$9.53	\$10.27	\$9.74

Mid Eastern Shore

Grain	Low	High	Average
Corn No. 2	\$3.41	\$3.72	\$3.47
Wheat No. 2	\$3.53	\$4.63	\$4.27
Barley No. 3	\$2.20	\$2.30	\$2.23
Soybeans No. 2	\$10.14	\$10.44	\$10.37

Mid Eastern Shore

Harvest	Low	High	Average
Corn No. 2 16-Dec	\$3.48	\$3.54	\$3.49
Wheat No. 2 16-Jul	\$3.52	\$3.52	\$3.52
Barley No. 3 16-Jul	No Bid	No Bid	No Bid
Soybeans No. 2 16-Nov	\$9.53	\$10.27	\$9.93

Lower Eastern Shore

Grain	Low	High	Average
Corn No. 2	\$3.62	\$3.83	\$3.69
Wheat No. 2	\$3.53	\$3.53	\$3.53
Barley No. 3	\$2.30	\$2.30	\$2.30
Soybeans No. 2	\$10.29	\$10.39	\$10.34

Lower Eastern Shore

Harvest	Low	High	Average
Corn No. 2 16-Dec	\$3.53	\$3.64	\$3.57
Wheat No. 2 16-Jul	No Bid	No Bid	No Bid
Barley No. 3 16-Jul	No Bid	No Bid	No Bid
Soybeans No. 2 16-Nov	\$9.83	\$9.93	\$9.88

Central Md

Grain	Low	High	Average
Corn No. 2	\$3.17	\$3.65	\$3.42
Wheat No. 2	No Bid	No Bid	No Bid
Barley No. 3	No Bid	No Bid	No Bid
Soybeans No. 2	\$9.94	\$10.30	\$10.12

Central Md

Harvest	Low	High	Average
Corn No. 2 16-Dec	No Bid	No Bid	No Bid
Wheat No. 2 16-Jul	No Bid	No Bid	No Bid
Barley No. 3 16-Jul	No Bid	No Bid	No Bid
Soybeans No. 2 16-Nov	\$9.63	\$9.63	\$9.63

Western Md

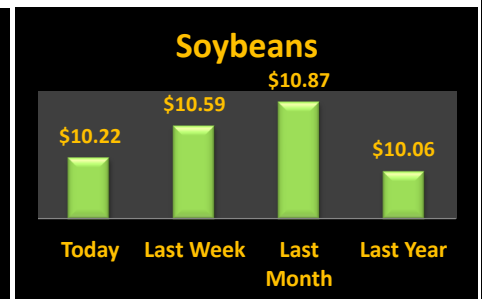
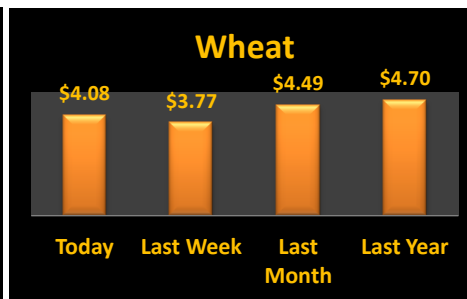
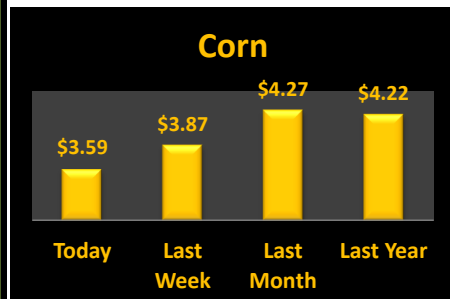
Grain	Low	High	Average
Corn No. 2	\$3.45	\$4.30	\$3.79
Wheat No. 2	\$4.10	\$4.20	\$4.15
Barley No. 3	\$2.60	\$3.35	\$2.89
Soybeans No. 2	\$9.00	\$10.37	\$9.72

Western Md

Harvest	Low	High	Average
Corn No. 2 16-Dec	\$3.41	\$3.56	\$3.49
Wheat No. 2 16-Jul	\$4.03	\$4.77	\$4.40
Barley No. 3 16-Jul	\$2.60	\$2.60	\$2.60
Soybeans No. 2 16-Nov	\$9.64	\$9.70	\$9.67

State Average

Grain	Today's Low	Today's High	Today's Average	Last Week Average	Compared to Last Week	Avg Last Month	Avg Last Year
Corn No. 2	\$3.17	\$4.30	\$3.59	\$3.87	(\$0.28)	\$4.27	\$4.22
Wheat No. 2	\$4.00	\$4.63	\$4.08	\$3.77	\$0.31	\$4.49	\$4.70
Barley No. 3	\$2.20	\$3.35	\$2.38	\$2.43	(\$0.05)	\$2.43	\$2.42
Soybeans No. 2	\$9.00	\$10.44	\$10.22	\$10.59	(\$0.37)	\$10.87	\$10.06



Source: Ag Market News LLC

DeAnne Haas and Dave Wert Reporters
570-490-5587

<http://www.agmarketnews.com>



USDA is an equal opportunity provider and employer.