



Maryland Grain Bids

Reporting Date

July 19, 2017

Cash Bids

Harvest Bids

Upper Eastern Shore

Grain	Low	High	Average
Corn No. 2	\$3.62	\$4.28	\$3.93
Wheat No. 2	\$4.59	\$4.62	\$4.60
Barley No. 2	\$2.25	\$2.35	\$2.33
Soybeans No. 2	\$9.39	\$9.50	\$9.48

Upper Eastern Shore

Harvest	Low	High	Average	
Corn No. 2	17-Dec	\$3.91	\$4.22	\$4.03
Wheat No. 2	17-Jul	\$5.16	\$5.20	\$5.17
Barley No. 2	17-Jul	No Bid	No Bid	No Bid
Soybeans No. 2	17-Nov	\$9.32	\$9.47	\$9.40

Mid Eastern Shore

Grain	Low	High	Average
Corn No. 2	\$3.82	\$4.27	\$4.07
Wheat No. 2	\$4.59	\$4.62	\$4.60
Barley No. 2	\$2.25	\$2.35	\$2.28
Soybeans No. 2	\$9.39	\$9.60	\$9.47

Mid Eastern Shore

Harvest	Low	High	Average	
Corn No. 2	17-Dec	\$3.92	\$4.11	\$4.00
Wheat No. 2	17-Jul	\$5.16	\$5.20	\$5.18
Barley No. 2	17-Jul	No Bid	No Bid	No Bid
Soybeans No. 2	17-Nov	\$9.32	\$9.47	\$9.40

Lower Eastern Shore

Grain	Low	High	Average
Corn No. 2	\$3.67	\$4.17	\$3.92
Wheat No. 2	\$4.59	\$4.59	\$4.59
Barley No. 2	\$2.35	\$2.35	\$2.35
Soybeans No. 2	\$9.65	\$9.80	\$9.73

Lower Eastern Shore

Harvest	Low	High	Average	
Corn No. 2	17-Dec	No Bid	No Bid	No Bid
Wheat No. 2	17-Jul	No Bid	No Bid	No Bid
Barley No. 2	17-Jul	No Bid	No Bid	No Bid
Soybeans No. 2	17-Nov	No Bid	No Bid	No Bid

Central Md

Grain	Low	High	Average
Corn No. 2	\$3.62	\$4.30	\$4.01
Wheat No. 2	No Bid	No Bid	No Bid
Barley No. 2	\$2.60	\$2.60	\$2.60
Soybeans No. 2	\$8.60	\$9.40	\$9.00

Central Md

Harvest	Low	High	Average	
Corn No. 2	17-Dec	No Bid	No Bid	No Bid
Wheat No. 2	17-Jul	No Bid	No Bid	No Bid
Barley No. 2	17-Jul	No Bid	No Bid	No Bid
Soybeans No. 2	17-Nov	No Bid	No Bid	No Bid

Western Md

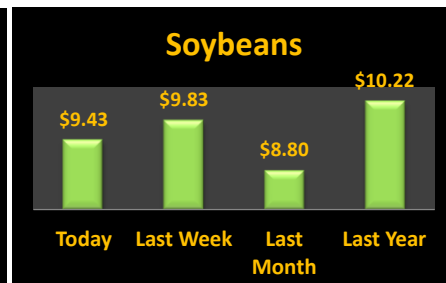
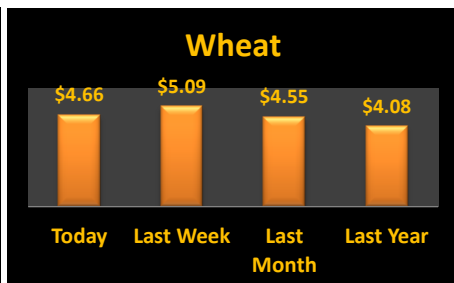
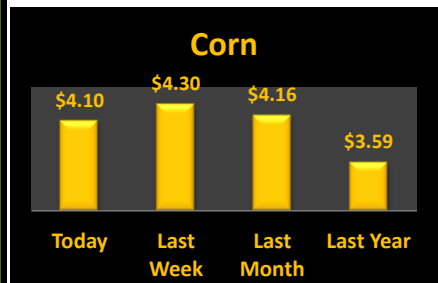
Grain	Low	High	Average
Corn No. 2	\$4.10	\$4.50	\$4.31
Wheat No. 2	\$4.90	\$5.30	\$5.13
Barley No. 2	\$2.70	\$3.00	\$2.89
Soybeans No. 2	\$9.15	\$9.43	\$9.29

Western Md

Harvest	Low	High	Average	
Corn No. 2	17-Dec	\$4.10	\$4.10	\$4.10
Wheat No. 2	17-Jul	\$5.14	\$5.30	\$5.22
Barley No. 2	17-Jul	\$2.70	\$2.70	\$2.70
Soybeans No. 2	17-Nov	\$9.55	\$9.63	\$9.59

State Average

Grain	Today's			Last Week	Compared to	Avg Last	
	Low	High	Average			Month	Year
Corn No. 2	\$3.62	\$4.50	\$4.10	\$4.30	(\$0.20)	\$4.16	\$3.59
Wheat No. 2	\$4.28	\$5.30	\$4.66	\$5.09	(\$0.43)	\$4.55	\$4.08
Barley No. 3	\$2.25	\$3.00	\$2.46	\$2.46	\$0.00	\$2.93	\$2.38
Soybeans No. 2	\$8.60	\$9.80	\$9.43	\$9.83	(\$0.39)	\$8.80	\$10.22



Source: Ag Market News LLC

DeAnne Haas and Dave Wert Reporters

570-490-5587

<http://www.agmarketnews.com>



USDA is an equal opportunity provider and employer.