



Maryland Grain Bids

Wednesday July 13, 2016

Cash Bids

Harvest Bids

Upper Eastern Shore

Grain	Low	High	Average
Corn No. 2	\$3.57	\$4.30	\$3.79
Wheat No. 2	\$3.50	\$3.84	\$3.73
Barley No. 3	\$2.25	\$2.30	\$2.29
Soybeans No. 2	\$10.47	\$10.72	\$10.65

Upper Eastern Shore

Harvest	Low	High	Average
Corn No. 2 16-Dec	\$3.45	\$3.80	\$3.59
Wheat No. 2 16-Jul	\$4.27	\$4.27	\$4.27
Barley No. 3 16-Jul	No Bid	No Bid	No Bid
Soybeans No. 2 16-Nov	\$10.00	\$10.27	\$10.18

Mid Eastern Shore

Grain	Low	High	Average
Corn No. 2	\$3.67	\$3.97	\$3.85
Wheat No. 2	\$3.50	\$3.74	\$3.64
Barley No. 3	\$2.25	\$2.30	\$2.27
Soybeans No. 2	\$10.47	\$10.77	\$10.59

Mid Eastern Shore

Harvest	Low	High	Average
Corn No. 2 16-Dec	\$3.58	\$3.70	\$3.62
Wheat No. 2 16-Jul	No Bid	No Bid	No Bid
Barley No. 3 16-Jul	No Bid	No Bid	No Bid
Soybeans No. 2 16-Nov	\$10.00	\$10.37	\$10.16

Lower Eastern Shore

Grain	Low	High	Average
Corn No. 2	\$3.72	\$3.92	\$3.79
Wheat No. 2	\$3.74	\$3.74	\$3.74
Barley No. 3	\$2.30	\$2.30	\$2.30
Soybeans No. 2	\$10.87	\$10.97	\$10.92

Lower Eastern Shore

Harvest	Low	High	Average
Corn No. 2 16-Dec	\$0.00	\$3.75	\$2.47
Wheat No. 2 16-Jul	No Bid	No Bid	No Bid
Barley No. 3 16-Jul	No Bid	No Bid	No Bid
Soybeans No. 2 16-Nov	\$10.42	\$10.52	\$10.47

Central Md

Grain	Low	High	Average
Corn No. 2	\$3.27	\$3.90	\$3.67
Wheat No. 2	No Bid	No Bid	No Bid
Barley No. 3	No Bid	No Bid	No Bid
Soybeans No. 2	\$10.52	\$10.75	\$10.64

Central Md

Harvest	Low	High	Average
Corn No. 2 16-Dec	No Bid	No Bid	No Bid
Wheat No. 2 16-Jul	\$0.00	\$0.00	\$0.00
Barley No. 3 16-Jul	\$0.00	\$0.00	\$0.00
Soybeans No. 2 16-Nov	\$10.22	\$10.22	\$10.22

Western Md

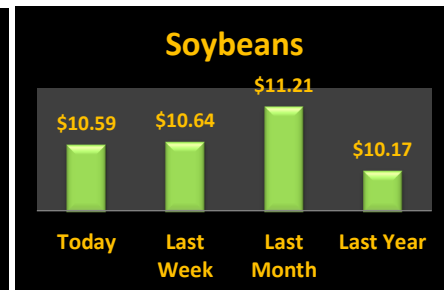
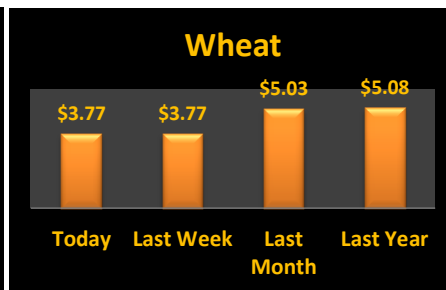
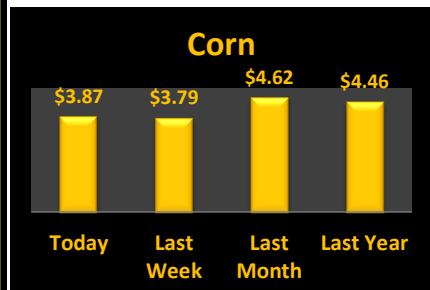
Grain	Low	High	Average
Corn No. 2	\$3.90	\$4.30	\$4.03
Wheat No. 2	\$4.25	\$4.33	\$4.29
Barley No. 3	\$2.50	\$3.30	\$2.85
Soybeans No. 2	\$9.60	\$10.55	\$10.23

Western Md

Harvest	Low	High	Average
Corn No. 2 16-Dec	\$3.61	\$3.85	\$3.72
Wheat No. 2 16-Jul	\$4.78	\$4.78	\$4.78
Barley No. 3 16-Jul	\$2.50	\$2.50	\$2.50
Soybeans No. 2 16-Nov	\$10.10	\$10.44	\$10.27

State Average

Grain	Today's			Last Week Average	Compared to Last Week	Avg Last	
	Low	High	Average			Month	Year
Corn No. 2	\$3.27	\$4.30	\$3.87	\$3.79	\$0.08	\$4.62	\$4.46
Wheat No. 2	\$4.30	\$4.33	\$3.77	\$3.77	(\$0.00)	\$5.03	\$5.08
Barley No. 3	\$0.00	\$3.30	\$2.43	\$2.43	\$0.00	\$2.72	\$2.43
Soybeans No. 2	\$9.60	\$10.97	\$10.59	\$10.64	(\$0.05)	\$11.21	\$10.17



Source: Ag Market News LLC
 DeAnne Haas and Dave Wert Reporters
 570-490-5587
<http://www.agmarketnews.com>



USDA is an equal opportunity provider and employer.