



Maryland Grain Bids

Reporting Date

Cash Bids

July 12, 2017

Harvest Bids

Upper Eastern Shore

Grain	Low	High	Average
Corn No. 2	\$3.87	\$4.56	\$4.19
Wheat No. 2	\$5.03	\$5.08	\$5.07
Barley No. 2	\$2.25	\$2.35	\$2.33
Soybeans No. 2	\$9.79	\$9.89	\$9.87

Upper Eastern Shore

Harvest	Low	High	Average	
Corn No. 2	17-Dec	\$4.14	\$4.39	\$4.24
Wheat No. 2	17-Jul	\$5.53	\$5.60	\$5.58
Barley No. 2	17-Jul	No Bid	No Bid	No Bid
Soybeans No. 2	17-Nov	\$9.73	\$9.88	\$9.80

Mid Eastern Shore

Grain	Low	High	Average
Corn No. 2	\$3.99	\$4.52	\$4.24
Wheat No. 2	\$5.03	\$5.08	\$5.06
Barley No. 2	\$2.25	\$2.35	\$2.28
Soybeans No. 2	\$9.79	\$9.99	\$9.90

Mid Eastern Shore

Harvest	Low	High	Average	
Corn No. 2	17-Dec	\$4.11	\$4.34	\$4.22
Wheat No. 2	17-Jul	\$5.53	\$5.60	\$5.57
Barley No. 2	17-Jul	No Bid	No Bid	No Bid
Soybeans No. 2	17-Nov	\$9.73	\$9.83	\$9.79

Lower Eastern Shore

Grain	Low	High	Average
Corn No. 2	\$3.92	\$4.42	\$4.17
Wheat No. 2	\$5.08	\$5.08	\$5.08
Barley No. 2	\$2.35	\$2.35	\$2.35
Soybeans No. 2	\$10.04	\$10.19	\$10.12

Lower Eastern Shore

Harvest	Low	High	Average	
Corn No. 2	17-Dec	No Bid	No Bid	No Bid
Wheat No. 2	17-Jul	No Bid	No Bid	No Bid
Barley No. 2	17-Jul	No Bid	No Bid	No Bid
Soybeans No. 2	17-Nov	No Bid	No Bid	No Bid

Central Md

Grain	Low	High	Average
Corn No. 2	\$3.87	\$4.50	\$4.22
Wheat No. 2	No Bid	No Bid	No Bid
Barley No. 2	\$2.60	\$2.60	\$2.60
Soybeans No. 2	\$8.60	\$9.79	\$9.20

Central Md

Harvest	Low	High	Average	
Corn No. 2	17-Dec	No Bid	No Bid	No Bid
Wheat No. 2	17-Jul	No Bid	No Bid	No Bid
Barley No. 2	17-Jul	No Bid	No Bid	No Bid
Soybeans No. 2	17-Nov	No Bid	No Bid	No Bid

Western Md

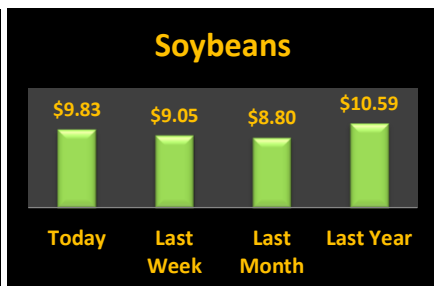
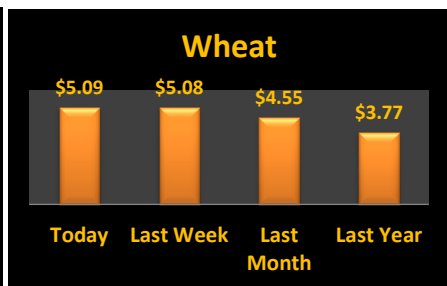
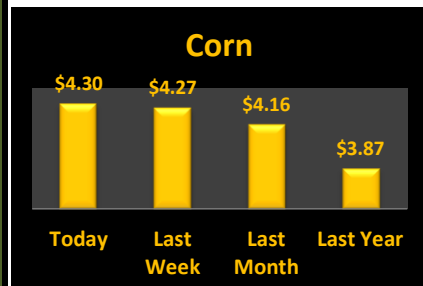
Grain	Low	High	Average
Corn No. 2	\$4.40	\$4.55	\$4.49
Wheat No. 2	\$4.66	\$5.60	\$5.25
Barley No. 2	\$2.70	\$3.00	\$2.89
Soybeans No. 2	\$9.50	\$9.88	\$9.63

Western Md

Harvest	Low	High	Average	
Corn No. 2	17-Dec	\$4.19	\$4.35	\$4.27
Wheat No. 2	17-Jul	\$4.66	\$5.57	\$5.12
Barley No. 2	17-Jul	\$2.70	\$2.70	\$2.70
Soybeans No. 2	17-Nov	\$9.85	\$9.92	\$9.89

State Average

Grain	Today's Low	Today's High	Today's Average	Last Week Average	Compared to Last Week	Avg Last Month	Avg Last Year
Corn No. 2	\$3.87	\$4.56	\$4.30	\$4.27	\$0.03	\$4.16	\$3.87
Wheat No. 2	\$4.56	\$5.60	\$5.09	\$5.08	\$0.01	\$4.55	\$3.77
Barley No. 3	\$2.25	\$3.00	\$2.46	\$2.52	(\$0.06)	\$2.93	\$2.43
Soybeans No. 2	\$8.60	\$10.19	\$9.83	\$9.05	\$0.78	\$8.80	\$10.59



Source: Ag Market News LLC

DeAnne Haas and Dave Wert Reporters

570-490-5587

<http://www.agmarketnews.com>



USDA is an equal opportunity provider and employer.