



Maryland Grain Bids

Wednesday June 8, 2016

Cash Bids

Harvest Bids

Upper Eastern Shore

| Grain | Low | High | Average |
|----------------|---------|---------|---------|
| Corn No. 2 | \$4.33 | \$4.75 | \$4.49 |
| Wheat No. 2 | No Bid | No Bid | No Bid |
| Barley No. 3 | No Bid | No Bid | No Bid |
| Soybeans No. 2 | \$10.81 | \$11.06 | \$10.99 |

Upper Eastern Shore

| Harvest | Low | High | Average |
|-----------------------|---------|---------|---------|
| Corn No. 2 16-Dec | \$4.18 | \$4.40 | \$4.30 |
| Wheat No. 2 16-Jul | \$4.47 | \$4.90 | \$4.56 |
| Barley No. 3 16-Jul | \$2.20 | \$2.20 | \$2.20 |
| Soybeans No. 2 16-Nov | \$10.37 | \$10.57 | \$10.49 |

Mid Eastern Shore

| Grain | Low | High | Average |
|----------------|---------|---------|---------|
| Corn No. 2 | \$4.48 | \$4.68 | \$4.59 |
| Wheat No. 2 | No Bid | No Bid | No Bid |
| Barley No. 3 | No Bid | No Bid | No Bid |
| Soybeans No. 2 | \$10.81 | \$11.16 | \$10.94 |

Mid Eastern Shore

| Harvest | Low | High | Average |
|-----------------------|---------|---------|---------|
| Corn No. 2 16-Dec | \$4.28 | \$4.43 | \$4.33 |
| Wheat No. 2 16-Jul | \$4.47 | \$4.49 | \$4.48 |
| Barley No. 3 16-Jul | \$2.20 | \$2.20 | \$2.20 |
| Soybeans No. 2 16-Nov | \$10.36 | \$10.67 | \$10.48 |

Lower Eastern Shore

| Grain | Low | High | Average |
|----------------|---------|---------|---------|
| Corn No. 2 | \$4.48 | \$4.68 | \$4.55 |
| Wheat No. 2 | \$0.00 | \$0.00 | #DIV/0! |
| Barley No. 3 | \$0.00 | \$0.00 | #DIV/0! |
| Soybeans No. 2 | \$11.21 | \$11.31 | \$11.26 |

Lower Eastern Shore

| Harvest | Low | High | Average |
|-----------------------|---------|---------|---------|
| Corn No. 2 16-Dec | \$4.38 | \$4.48 | \$4.41 |
| Wheat No. 2 16-Jul | \$4.49 | \$4.49 | \$4.49 |
| Barley No. 3 16-Jul | \$2.20 | \$2.20 | \$2.20 |
| Soybeans No. 2 16-Nov | \$10.72 | \$10.82 | \$10.77 |

Central Md

| Grain | Low | High | Average |
|----------------|---------|---------|---------|
| Corn No. 2 | \$4.03 | \$4.50 | \$4.21 |
| Wheat No. 2 | No Bid | No Bid | No Bid |
| Barley No. 3 | No Bid | No Bid | No Bid |
| Soybeans No. 2 | \$10.52 | \$10.86 | \$10.69 |

Central Md

| Harvest | Low | High | Average |
|-----------------------|---------|---------|---------|
| Corn No. 2 16-Dec | No Bid | No Bid | No Bid |
| Wheat No. 2 16-Jul | \$4.49 | \$4.49 | \$4.49 |
| Barley No. 3 16-Jul | \$2.20 | \$2.20 | \$2.20 |
| Soybeans No. 2 16-Nov | \$10.52 | \$10.52 | \$10.52 |

Western Md

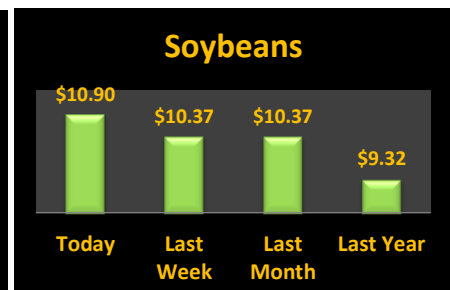
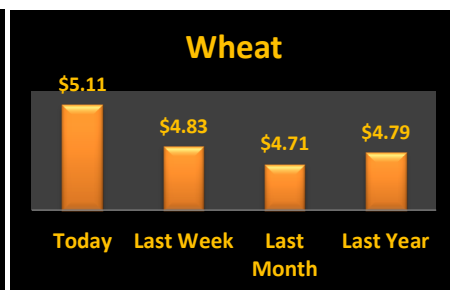
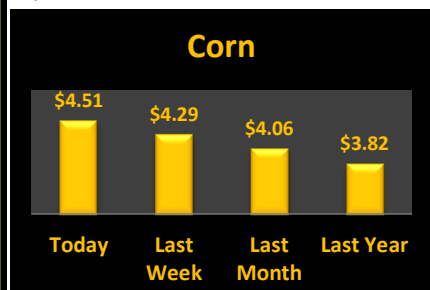
| Grain | Low | High | Average |
|----------------|--------|---------|---------|
| Corn No. 2 | \$4.40 | \$4.55 | \$4.49 |
| Wheat No. 2 | \$4.98 | \$5.25 | \$5.11 |
| Barley No. 3 | \$2.30 | \$3.40 | \$2.88 |
| Soybeans No. 2 | \$9.80 | \$11.12 | \$10.58 |

Western Md

| Harvest | Low | High | Average |
|-----------------------|---------|---------|---------|
| Corn No. 2 16-Dec | \$4.26 | \$4.32 | \$4.29 |
| Wheat No. 2 16-Jul | \$4.90 | \$5.21 | \$5.06 |
| Barley No. 3 16-Jul | \$2.40 | \$2.40 | \$2.40 |
| Soybeans No. 2 16-Nov | \$10.53 | \$10.74 | \$10.64 |

State Average

| Grain | Today's | | | Last Week | Compared to | Avg Last | Avg Last |
|----------------|---------|---------|---------|-----------|-------------|----------|----------|
| | Low | High | Average | | | | |
| Corn No. 2 | \$4.03 | \$4.75 | \$4.51 | \$4.29 | \$0.22 | \$4.06 | \$3.82 |
| Wheat No. 2 | \$4.75 | \$5.25 | \$5.11 | \$4.83 | \$0.28 | \$4.71 | \$4.79 |
| Barley No. 3 | \$2.30 | \$3.40 | \$2.88 | \$2.85 | \$0.02 | \$2.79 | \$2.26 |
| Soybeans No. 2 | \$9.80 | \$11.31 | \$10.90 | \$10.37 | \$0.53 | \$10.37 | \$9.32 |



Source: Ag Market News LLC

DeAnne Haas and Dave Wert Reporters

570-490-5587

<http://www.agmarketnews.com>



USDA is an equal opportunity provider and employer.