



Maryland Grain Bids

Wednesday June 28, 2016

Cash Bids

Harvest Bids

Upper Eastern Shore

Grain	Low	High	Average
Corn No. 2	\$3.90	\$4.14	\$4.04
Wheat No. 2	\$3.86	\$3.89	\$3.89
Barley No. 3	\$2.25	\$2.30	\$2.29
Soybeans No. 2	\$10.91	\$11.16	\$11.09

Upper Eastern Shore

Harvest	Low	High	Average
Corn No. 2 16-Dec	\$3.79	\$4.04	\$3.91
Wheat No. 2 16-Jul	No Bid	No Bid	No Bid
Barley No. 3 16-Jul	No Bid	No Bid	No Bid
Soybeans No. 2 16-Nov	\$10.40	\$10.60	\$10.51

Mid Eastern Shore

Grain	Low	High	Average
Corn No. 2	\$4.00	\$4.30	\$4.19
Wheat No. 2	\$3.86	\$3.89	\$3.88
Barley No. 3	\$2.25	\$2.30	\$2.27
Soybeans No. 2	\$10.91	\$11.21	\$11.01

Mid Eastern Shore

Harvest	Low	High	Average
Corn No. 2 16-Dec	\$3.89	\$4.04	\$3.96
Wheat No. 2 16-Jul	No Bid	No Bid	No Bid
Barley No. 3 16-Jul	No Bid	No Bid	No Bid
Soybeans No. 2 16-Nov	\$10.40	\$10.70	\$10.54

Lower Eastern Shore

Grain	Low	High	Average
Corn No. 2	\$4.05	\$4.25	\$4.12
Wheat No. 2	\$3.89	\$3.89	\$3.89
Barley No. 3	\$2.30	\$2.30	\$2.30
Soybeans No. 2	\$11.31	\$11.41	\$11.36

Lower Eastern Shore

Harvest	Low	High	Average
Corn No. 2 16-Dec	\$3.99	\$4.09	\$4.02
Wheat No. 2 16-Jul	No Bid	No Bid	No Bid
Barley No. 3 16-Jul	No Bid	No Bid	No Bid
Soybeans No. 2 16-Nov	\$10.75	\$10.85	\$10.80

Central Md

Grain	Low	High	Average
Corn No. 2	\$3.60	\$4.13	\$3.94
Wheat No. 2	No Bid	No Bid	No Bid
Barley No. 3	\$2.40	\$2.40	\$2.40
Soybeans No. 2	\$10.69	\$10.96	\$10.83

Central Md

Harvest	Low	High	Average
Corn No. 2 16-Dec	No Bid	No Bid	No Bid
Wheat No. 2 16-Jul	No Bid	No Bid	No Bid
Barley No. 3 16-Jul	No Bid	No Bid	No Bid
Soybeans No. 2 16-Nov	\$10.55	\$10.55	\$10.55

Western Md

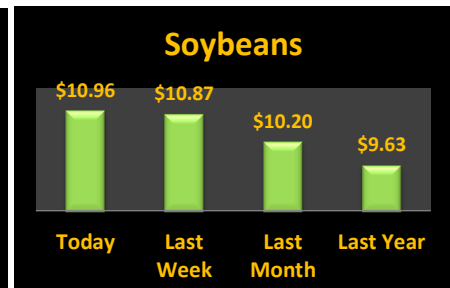
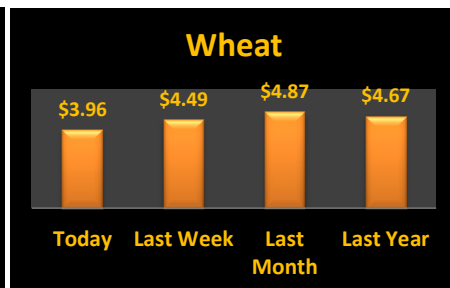
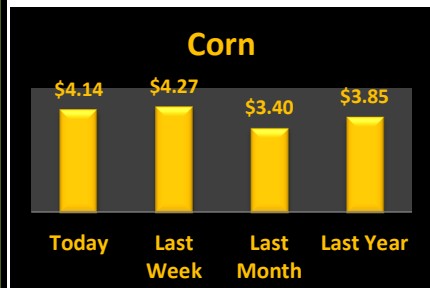
Grain	Low	High	Average
Corn No. 2	\$4.05	\$4.65	\$4.23
Wheat No. 2	\$4.50	\$4.70	\$4.60
Barley No. 3	\$2.50	\$3.25	\$2.84
Soybeans No. 2	\$9.85	\$11.00	\$10.47

Western Md

Harvest	Low	High	Average
Corn No. 2 16-Dec	\$3.82	\$4.05	\$3.94
Wheat No. 2 16-Jul	\$4.28	\$4.50	\$4.39
Barley No. 3 16-Jul	\$2.50	\$2.50	\$2.50
Soybeans No. 2 16-Nov	\$10.35	\$10.41	\$10.38

State Average

Grain	Today's			Last Week	Compared to	Avg Last	Avg Last
	Low	High	Average				
Corn No. 2	\$3.60	\$4.65	\$4.14	\$4.27	(\$0.13)	\$3.40	\$3.85
Wheat No. 2	\$4.14	\$4.70	\$3.96	\$4.49	(\$0.53)	\$4.87	\$4.67
Barley No. 3	\$2.25	\$3.25	\$2.42	\$2.43	(\$0.01)	\$3.00	\$2.20
Soybeans No. 2	\$9.85	\$11.41	\$10.96	\$10.87	\$0.09	\$10.20	\$9.63



Source: Ag Market News LLC

DeAnne Haas and Dave Wert Reporters

570-490-5587

<http://www.agmarketnews.com>



USDA is an equal opportunity provider and employer.