



Maryland Grain Bids

Wednesday June 1, 2016

Cash Bids

Harvest Bids

Upper Eastern Shore

Grain	Low	High	Average
Corn No. 2	\$4.10	\$4.54	\$4.27
Wheat No. 2	No Bid	No Bid	No Bid
Barley No. 3	No Bid	No Bid	No Bid
Soybeans No. 2	\$10.34	\$10.44	\$10.40

Upper Eastern Shore

Harvest	Low	High	Average	
Corn No. 2	16-Dec	\$3.94	\$4.21	\$4.06
Wheat No. 2	16-Jul	\$4.05	\$4.07	\$4.05
Barley No. 3	16-Jul	\$2.20	\$2.20	\$2.20
Soybeans No. 2	16-Nov	\$9.76	\$9.96	\$9.89

Mid Eastern Shore

Grain	Low	High	Average
Corn No. 2	\$4.09	\$4.45	\$4.32
Wheat No. 2	No Bid	No Bid	No Bid
Barley No. 3	No Bid	No Bid	No Bid
Soybeans No. 2	\$10.34	\$10.54	\$10.42

Mid Eastern Shore

Harvest	Low	High	Average	
Corn No. 2	16-Dec	\$4.04	\$4.19	\$4.11
Wheat No. 2	16-Jul	\$4.05	\$4.07	\$4.06
Barley No. 3	16-Jul	\$2.20	\$2.20	\$2.20
Soybeans No. 2	16-Nov	\$9.76	\$10.06	\$9.90

Lower Eastern Shore

Grain	Low	High	Average
Corn No. 2	\$4.25	\$4.45	\$4.32
Wheat No. 2	No Bid	No Bid	No Bid
Barley No. 3	No Bid	No Bid	No Bid
Soybeans No. 2	\$10.59	\$10.69	\$10.64

Lower Eastern Shore

Harvest	Low	High	Average	
Corn No. 2	16-Dec	\$4.14	\$4.24	\$4.17
Wheat No. 2	16-Jul	\$4.05	\$4.05	\$4.05
Barley No. 3	16-Jul	\$2.20	\$2.20	\$2.20
Soybeans No. 2	16-Nov	\$10.11	\$10.21	\$10.16

Central Md

Grain	Low	High	Average
Corn No. 2	\$3.80	\$4.40	\$4.07
Wheat No. 2	No Bid	No Bid	No Bid
Barley No. 3	No Bid	No Bid	No Bid
Soybeans No. 2	\$10.24	\$10.30	\$10.27

Central Md

Harvest	Low	High	Average	
Corn No. 2	16-Dec	No Bid	No Bid	No Bid
Wheat No. 2	16-Jul	\$4.05	\$4.05	\$4.05
Barley No. 3	16-Jul	\$2.20	\$2.20	\$2.20
Soybeans No. 2	16-Nov	\$9.91	\$9.91	\$9.91

Western Md

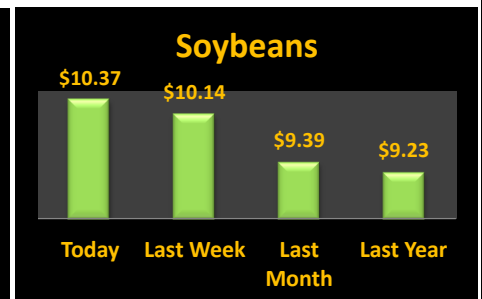
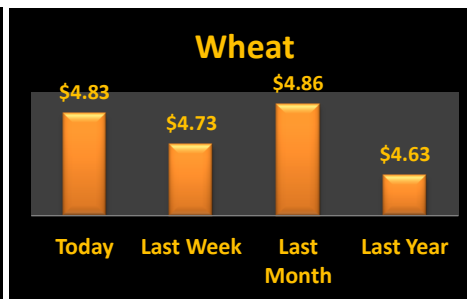
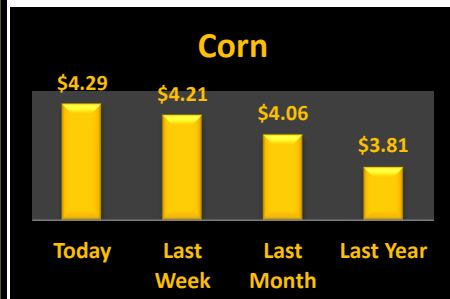
Grain	Low	High	Average
Corn No. 2	\$4.20	\$4.40	\$4.33
Wheat No. 2	\$4.54	\$5.00	\$4.83
Barley No. 3	\$2.30	\$3.30	\$2.85
Soybeans No. 2	\$9.40	\$10.49	\$10.10

Western Md

Harvest	Low	High	Average	
Corn No. 2	16-Dec	\$4.04	\$4.15	\$4.10
Wheat No. 2	16-Jul	\$4.60	\$4.73	\$4.67
Barley No. 3	16-Jul	\$2.40	\$2.40	\$2.40
Soybeans No. 2	16-Nov	\$9.94	\$10.00	\$9.97

State Average

Grain	Today's Low	Today's High	Today's Average	Last Week Average	Compared to Last Week	Avg Last Month	Avg Last Year
Corn No. 2	\$3.80	\$4.54	\$4.29	\$4.21	\$0.08	\$4.06	\$3.81
Wheat No. 2	\$4.54	\$5.00	\$4.83	\$4.73	\$0.10	\$4.86	\$4.63
Barley No. 3	\$2.30	\$3.30	\$2.85	\$2.89	(\$0.04)	\$2.79	\$2.28
Soybeans No. 2	\$9.40	\$10.69	\$10.37	\$10.14	\$0.23	\$9.39	\$9.23



Source: Ag Market News LLC

DeAnne Haas and Dave Wert Reporters
570-490-5587

<http://www.agmarketnews.com>



USDA is an equal opportunity provider and employer.