



Maryland Grain Bids

Wednesday May 4, 2016

Cash Bids

Harvest Bids

Upper Eastern Shore

Grain	Low	High	Average
Corn No. 2	\$3.90	\$4.15	\$4.03
Wheat No. 2	No Bid	No Bid	No Bid
Barley No. 3	No Bid	No Bid	No Bid
Soybeans No. 2	\$9.85	\$10.00	\$9.95

Upper Eastern Shore

Harvest	Low	High	Average	
Corn No. 2	16-Dec	\$3.72	\$3.97	\$3.83
Wheat No. 2	16-Jul	\$4.09	\$4.11	\$4.11
Barley No. 3	16-Jul	\$2.20	\$2.20	\$2.20
Soybeans No. 2	16-Nov	\$9.30	\$9.45	\$9.39

Mid Eastern Shore

Grain	Low	High	Average
Corn No. 2	\$4.00	\$4.20	\$4.11
Wheat No. 2	No Bid	No Bid	No Bid
Barley No. 3	No Bid	No Bid	No Bid
Soybeans No. 2	\$9.85	\$10.10	\$9.94

Mid Eastern Shore

Harvest	Low	High	Average	
Corn No. 2	16-Dec	\$3.57	\$3.97	\$3.85
Wheat No. 2	16-Jul	\$4.09	\$4.11	\$4.10
Barley No. 3	16-Jul	\$2.20	\$2.20	\$2.20
Soybeans No. 2	16-Nov	\$9.30	\$9.55	\$9.42

Lower Eastern Shore

Grain	Low	High	Average
Corn No. 2	\$4.05	\$4.25	\$4.12
Wheat No. 2	No Bid	No Bid	No Bid
Barley No. 3	No Bid	No Bid	No Bid
Soybeans No. 2	\$0.00	\$10.25	\$6.80

Lower Eastern Shore

Harvest	Low	High	Average	
Corn No. 2	16-Dec	\$3.92	\$4.02	\$3.95
Wheat No. 2	16-Jul	\$4.11	\$4.11	\$4.11
Barley No. 3	16-Jul	\$2.20	\$2.20	\$2.20
Soybeans No. 2	16-Nov	\$9.60	\$9.70	\$9.65

Central Md

Grain	Low	High	Average
Corn No. 2	\$3.60	\$4.05	\$3.85
Wheat No. 2	No Bid	No Bid	No Bid
Barley No. 3	No Bid	No Bid	No Bid
Soybeans No. 2	\$9.71	\$9.80	\$9.76

Central Md

Harvest	Low	High	Average	
Corn No. 2	16-Dec	No Bid	No Bid	No Bid
Wheat No. 2	16-Jul	\$4.11	\$4.11	\$4.11
Barley No. 3	16-Jul	\$2.20	\$2.20	\$2.20
Soybeans No. 2	16-Nov	\$9.40	\$9.40	\$9.40

Western Md

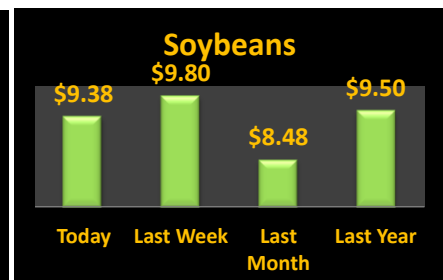
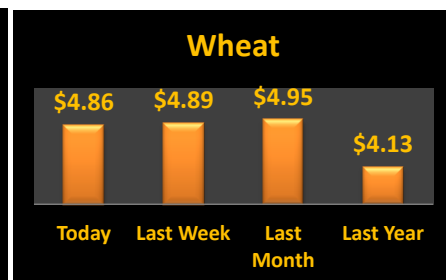
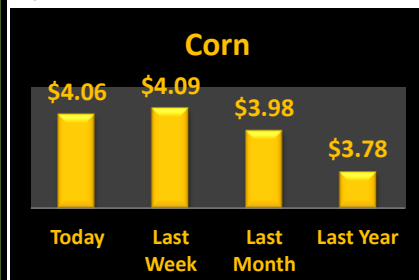
Grain	Low	High	Average
Corn No. 2	\$4.00	\$4.20	\$4.06
Wheat No. 2	\$4.50	\$5.08	\$4.86
Barley No. 3	\$2.30	\$3.05	\$2.79
Soybeans No. 2	\$9.05	\$10.01	\$9.62

Western Md

Harvest	Low	High	Average	
Corn No. 2	16-Dec	\$3.79	\$3.95	\$3.87
Wheat No. 2	16-Jul	\$4.56	\$4.80	\$4.68
Barley No. 3	16-Jul	\$2.40	\$2.40	\$2.40
Soybeans No. 2	16-Nov	\$9.46	\$9.50	\$9.48

State Average

Grain	Today's	Today's	Today's	Last Week	Compared to	Avg Last	Avg Last
	Low	High	Average				
Corn No. 2	\$3.60	\$4.25	\$4.06	\$4.09	(\$0.03)	\$3.98	\$3.78
Wheat No. 2	\$4.15	\$5.08	\$4.86	\$4.89	(\$0.03)	\$4.95	\$4.13
Barley No. 3	\$2.30	\$3.05	\$2.79	\$2.80	(\$0.01)	\$2.81	\$2.55
Soybeans No. 2	\$9.05	\$10.25	\$9.38	\$9.80	(\$0.42)	\$8.48	\$9.50



Source: Ag Market News LLC
 DeAnne Haas and Dave Wert Reporters
 570-490-5587
<http://www.agmarketnews.com>



USDA is an equal opportunity provider and employer.