



Maryland Grain Bids

Wednesday May 25, 2016

Cash Bids

Harvest Bids

Upper Eastern Shore

Grain	Low	High	Average
Corn No. 2	\$4.03	\$4.50	\$4.20
Wheat No. 2	No Bid	No Bid	No Bid
Barley No. 3	No Bid	No Bid	No Bid
Soybeans No. 2	\$10.10	\$10.20	\$10.16

Upper Eastern Shore

Harvest	Low	High	Average
Corn No. 2 16-Dec	\$3.88	\$4.20	\$4.01
Wheat No. 2 16-Jul	\$4.04	\$4.07	\$4.05
Barley No. 3 16-Jul	\$2.20	\$2.20	\$2.20
Soybeans No. 2 16-Nov	\$9.49	\$9.69	\$9.64

Mid Eastern Shore

Grain	Low	High	Average
Corn No. 2	\$4.13	\$4.38	\$4.28
Wheat No. 2	No Bid	No Bid	No Bid
Barley No. 3	No Bid	No Bid	No Bid
Soybeans No. 2	\$10.10	\$10.30	\$10.18

Mid Eastern Shore

Harvest	Low	High	Average
Corn No. 2 16-Dec	\$3.98	\$4.13	\$4.06
Wheat No. 2 16-Jul	\$4.04	\$4.07	\$4.05
Barley No. 3 16-Jul	\$2.20	\$2.20	\$2.20
Soybeans No. 2 16-Nov	\$9.49	\$9.79	\$9.66

Lower Eastern Shore

Grain	Low	High	Average
Corn No. 2	\$4.18	\$4.38	\$4.25
Wheat No. 2	No Bid	No Bid	No Bid
Barley No. 3	No Bid	No Bid	No Bid
Soybeans No. 2	\$10.35	\$10.45	\$10.40

Lower Eastern Shore

Harvest	Low	High	Average
Corn No. 2 16-Dec	\$4.08	\$4.18	\$4.11
Wheat No. 2 16-Jul	\$4.04	\$4.04	\$4.04
Barley No. 3 16-Jul	\$2.20	\$2.20	\$2.20
Soybeans No. 2 16-Nov	\$9.84	\$9.94	\$9.89

Central Md

Grain	Low	High	Average
Corn No. 2	\$3.73	\$4.15	\$3.94
Wheat No. 2	No Bid	No Bid	No Bid
Barley No. 3	No Bid	No Bid	No Bid
Soybeans No. 2	\$10.00	\$10.03	\$10.02

Central Md

Harvest	Low	High	Average
Corn No. 2 16-Dec	No Bid	No Bid	No Bid
Wheat No. 2 16-Jul	\$4.04	\$4.04	\$4.04
Barley No. 3 16-Jul	\$2.20	\$2.20	\$2.20
Soybeans No. 2 16-Nov	\$9.64	\$9.64	\$9.64

Western Md

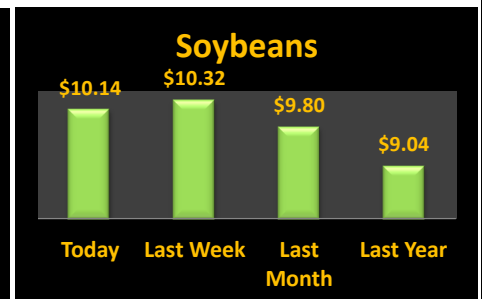
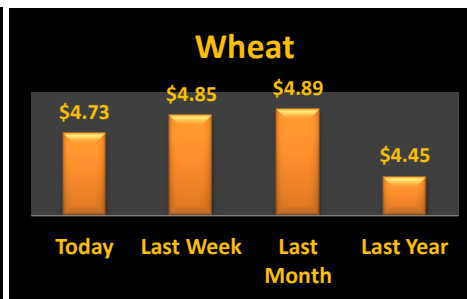
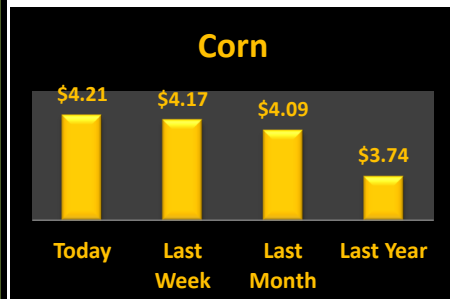
Grain	Low	High	Average
Corn No. 2	\$4.15	\$4.45	\$4.22
Wheat No. 2	\$4.53	\$4.87	\$4.73
Barley No. 3	\$2.30	\$3.45	\$2.89
Soybeans No. 2	\$9.25	\$10.32	\$9.96

Western Md

Harvest	Low	High	Average
Corn No. 2 16-Dec	\$3.97	\$4.00	\$3.99
Wheat No. 2 16-Jul	\$4.44	\$4.50	\$4.47
Barley No. 3 16-Jul	\$2.50	\$2.50	\$2.50
Soybeans No. 2 16-Nov	\$9.78	\$9.85	\$9.82

State Average

Grain	Today's Low	Today's High	Today's Average	Last Week Average	Compared to Last Week	Avg Last Month	Avg Last Year
Corn No. 2	\$3.73	\$4.50	\$4.21	\$4.17	\$0.04	\$4.09	\$3.74
Wheat No. 2	\$4.50	\$4.87	\$4.73	\$4.85	(\$0.12)	\$4.89	\$4.45
Barley No. 3	\$2.30	\$3.45	\$2.89	\$2.80	\$0.09	\$2.80	\$2.20
Soybeans No. 2	\$9.25	\$10.45	\$10.14	\$10.32	(\$0.18)	\$9.80	\$9.04



Source: Ag Market News LLC

DeAnne Haas and Dave Wert Reporters

570-490-5587

<http://www.agmarketnews.com>



USDA is an equal opportunity provider and employer.