



Maryland Grain Bids

Wednesday May 18, 2016

Cash Bids

Harvest Bids

Upper Eastern Shore

Grain	Low	High	Average
Corn No. 2	\$4.02	\$4.17	\$4.13
Wheat No. 2	No Bid	No Bid	No Bid
Barley No. 3	No Bid	No Bid	No Bid
Soybeans No. 2	\$10.20	\$10.45	\$10.38

Upper Eastern Shore

Harvest	Low	High	Average	
Corn No. 2	16-Dec	\$3.89	\$4.08	\$3.99
Wheat No. 2	16-Jul	\$4.15	\$4.22	\$4.21
Barley No. 3	16-Jul	\$2.20	\$2.20	\$2.20
Soybeans No. 2	16-Nov	\$9.75	\$10.07	\$9.99

Mid Eastern Shore

Grain	Low	High	Average
Corn No. 2	\$4.12	\$4.37	\$4.26
Wheat No. 2	No Bid	No Bid	No Bid
Barley No. 3	No Bid	No Bid	No Bid
Soybeans No. 2	\$10.20	\$10.55	\$10.33

Mid Eastern Shore

Harvest	Low	High	Average	
Corn No. 2	16-Dec	\$3.95	\$4.14	\$4.04
Wheat No. 2	16-Jul	\$4.15	\$4.22	\$4.20
Barley No. 3	16-Jul	\$2.20	\$2.20	\$2.20
Soybeans No. 2	16-Nov	\$9.75	\$10.17	\$9.96

Lower Eastern Shore

Grain	Low	High	Average
Corn No. 2	\$4.17	\$4.37	\$4.24
Wheat No. 2	No Bid	No Bid	No Bid
Barley No. 3	No Bid	No Bid	No Bid
Soybeans No. 2	\$10.60	\$10.70	\$10.65

Lower Eastern Shore

Harvest	Low	High	Average	
Corn No. 2	16-Dec	\$4.09	\$4.19	\$4.12
Wheat No. 2	16-Jul	\$4.22	\$4.22	\$4.22
Barley No. 3	16-Jul	\$2.20	\$2.20	\$2.20
Soybeans No. 2	16-Nov	\$10.22	\$10.32	\$10.27

Central Md

Grain	Low	High	Average
Corn No. 2	\$3.72	\$4.10	\$3.94
Wheat No. 2	No Bid	No Bid	No Bid
Barley No. 3	No Bid	No Bid	No Bid
Soybeans No. 2	\$10.22	\$10.25	\$10.24

Central Md

Harvest	Low	High	Average	
Corn No. 2	16-Dec	No Bid	No Bid	No Bid
Wheat No. 2	16-Jul	\$4.22	\$4.22	\$4.22
Barley No. 3	16-Jul	\$2.20	\$2.20	\$2.20
Soybeans No. 2	16-Nov	\$10.02	\$10.02	\$10.02

Western Md

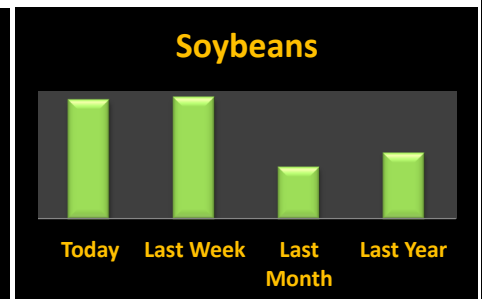
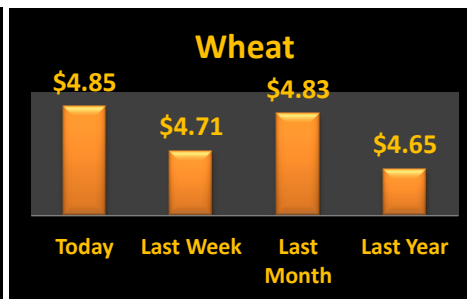
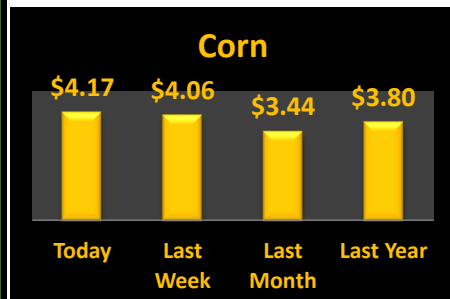
Grain	Low	High	Average
Corn No. 2	\$4.10	\$4.25	\$4.14
Wheat No. 2	\$4.71	\$5.05	\$4.85
Barley No. 3	\$2.30	\$3.10	\$2.80
Soybeans No. 2	\$9.55	\$10.35	\$10.05

Western Md

Harvest	Low	High	Average	
Corn No. 2	16-Dec	\$3.94	\$4.00	\$3.97
Wheat No. 2	16-Jul	\$4.60	\$4.63	\$4.62
Barley No. 3	16-Jul	\$2.50	\$2.50	\$2.50
Soybeans No. 2	16-Nov	\$9.92	\$10.00	\$9.96

State Average

Grain	Today's Low	Today's High	Today's Average	Last Week Average	Compared to Last Week	Avg Last Month	Avg Last Year
Corn No. 2	\$3.72	\$4.37	\$4.17	\$4.06	\$0.11	\$3.44	\$3.80
Wheat No. 2	\$4.17	\$5.05	\$4.85	\$4.71	\$0.14	\$4.83	\$4.65
Barley No. 3	\$2.30	\$3.10	\$2.80	\$2.79	\$0.01	\$2.82	\$2.40
Soybeans No. 2	\$9.55	\$10.70	\$10.32	\$10.37	(\$0.05)	\$9.02	\$9.29



Source: Ag Market News LLC

DeAnne Haas and Dave Wert Reporters

570-490-5587

<http://www.agmarketnews.com>



USDA is an equal opportunity provider and employer.