



# Maryland Grain Bids

Wednesday May 11, 2016

## Cash Bids

## Harvest Bids

### Upper Eastern Shore

Grain	Low	High	Average
Corn No. 2	\$3.86	\$4.20	\$4.01
Wheat No. 2	No Bid	No Bid	No Bid
Barley No. 3	No Bid	No Bid	No Bid
Soybeans No. 2	\$10.39	\$10.49	\$10.45

### Upper Eastern Shore

Harvest	Low	High	Average
Corn No. 2 16-Dec	\$3.73	\$3.88	\$3.83
Wheat No. 2 16-Jul	\$4.01	\$4.01	\$4.01
Barley No. 3 16-Jul	\$2.20	\$2.20	\$2.20
Soybeans No. 2 16-Nov	\$9.88	\$10.08	\$10.01

### Mid Eastern Shore

Grain	Low	High	Average
Corn No. 2	\$3.96	\$4.21	\$4.11
Wheat No. 2	No Bid	No Bid	No Bid
Barley No. 3	No Bid	No Bid	No Bid
Soybeans No. 2	\$10.39	\$10.59	\$10.47

### Mid Eastern Shore

Harvest	Low	High	Average
Corn No. 2 16-Dec	\$3.83	\$3.98	\$3.89
Wheat No. 2 16-Jul	\$4.01	\$4.01	\$4.01
Barley No. 3 16-Jul	\$2.20	\$2.20	\$2.20
Soybeans No. 2 16-Nov	\$9.88	\$10.18	\$10.00

### Lower Eastern Shore

Grain	Low	High	Average
Corn No. 2	\$4.01	\$4.21	\$4.08
Wheat No. 2	No Bid	No Bid	No Bid
Barley No. 3	No Bid	No Bid	No Bid
Soybeans No. 2	\$10.64	\$10.74	\$10.69

### Lower Eastern Shore

Harvest	Low	High	Average
Corn No. 2 16-Dec	\$3.93	\$4.03	\$3.96
Wheat No. 2 16-Jul	\$4.01	\$4.01	\$4.01
Barley No. 3 16-Jul	\$2.20	\$2.20	\$2.20
Soybeans No. 2 16-Nov	\$10.23	\$10.33	\$10.28

### Central Md

Grain	Low	High	Average
Corn No. 2	\$3.56	\$4.10	\$3.87
Wheat No. 2	No Bid	No Bid	No Bid
Barley No. 3	No Bid	No Bid	No Bid
Soybeans No. 2	\$10.21	\$10.29	\$10.25

### Central Md

Harvest	Low	High	Average
Corn No. 2 16-Dec	No Bid	No Bid	No Bid
Wheat No. 2 16-Jul	\$4.01	\$4.01	\$4.01
Barley No. 3 16-Jul	\$2.20	\$2.20	\$2.20
Soybeans No. 2 16-Nov	\$10.03	\$10.03	\$10.03

### Western Md

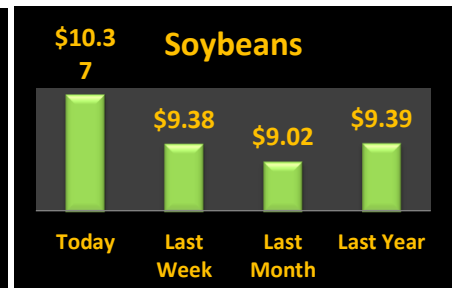
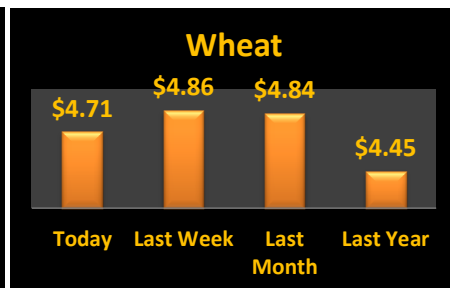
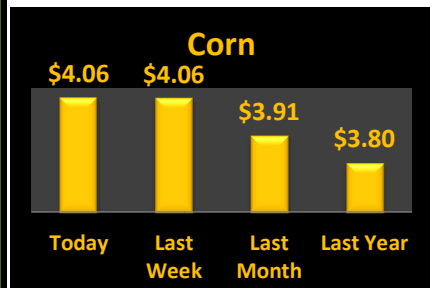
Grain	Low	High	Average
Corn No. 2	\$4.00	\$4.20	\$4.08
Wheat No. 2	\$4.40	\$4.94	\$4.71
Barley No. 3	\$2.30	\$3.05	\$2.79
Soybeans No. 2	\$9.30	\$10.34	\$9.93

### Western Md

Harvest	Low	High	Average
Corn No. 2 16-Dec	\$3.77	\$3.97	\$3.86
Wheat No. 2 16-Jul	\$4.42	\$4.55	\$4.49
Barley No. 3 16-Jul	\$2.50	\$2.50	\$2.50
Soybeans No. 2 16-Nov	\$9.55	\$9.99	\$9.77

### State Average

Grain	Today's			Last Week Average	Compared to Last Week	Avg Last	
	Low	High	Average			Month	Year
Corn No. 2	\$3.56	\$4.21	\$4.06	\$4.06	\$0.00	\$3.91	\$3.80
Wheat No. 2	\$4.20	\$4.94	\$4.71	\$4.86	(\$0.15)	\$4.84	\$4.45
Barley No. 3	\$2.30	\$3.05	\$2.79	\$2.79	(\$0.00)	\$2.84	\$2.94
Soybeans No. 2	\$9.30	\$10.74	\$10.37	\$9.38	\$0.99	\$9.02	\$9.39



Source: Ag Market News LLC

DeAnne Haas and Dave Wert Reporters

570-490-5587

<http://www.agmarketnews.com>



USDA is an equal opportunity provider and employer.