



# Maryland Grain Bids

Wednesday April 6, 2016

## Cash Bids

## Harvest Bids

### Upper Eastern Shore

Grain	Low	High	Average
Corn No. 2	\$3.72	\$3.97	\$3.84
Wheat No. 2	No Bid	No Bid	No Bid
Barley No. 3	\$2.20	\$2.20	\$2.20
Soybeans No. 2	\$8.55	\$8.90	\$8.79

### Upper Eastern Shore

Harvest	Low	High	Average	
Corn No. 2	16-Dec	\$3.66	\$3.91	\$3.77
Wheat No. 2	16-Jul	\$4.20	\$4.21	\$4.21
Barley No. 3	16-Jul	No Bid	No Bid	No Bid
Soybeans No. 2	16-Nov	\$8.50	\$8.59	\$8.54

### Mid Eastern Shore

Grain	Low	High	Average
Corn No. 2	\$3.77	\$4.02	\$3.87
Wheat No. 2	No Bid	No Bid	No Bid
Barley No. 3	No Bid	No Bid	No Bid
Soybeans No. 2	\$8.55	\$9.00	\$8.70

### Mid Eastern Shore

Harvest	Low	High	Average	
Corn No. 2	16-Dec	\$3.66	\$3.91	\$3.75
Wheat No. 2	16-Jul	\$4.20	\$4.21	\$4.21
Barley No. 3	16-Jul	\$2.20	\$2.20	\$2.20
Soybeans No. 2	16-Nov	\$8.40	\$8.65	\$8.52

### Lower Eastern Shore

Grain	Low	High	Average
Corn No. 2	\$3.87	\$4.07	\$3.94
Wheat No. 2	No Bid	No Bid	No Bid
Barley No. 3	No Bid	No Bid	No Bid
Soybeans No. 2	\$9.05	\$9.15	\$9.10

### Lower Eastern Shore

Harvest	Low	High	Average	
Corn No. 2	16-Dec	\$3.86	\$3.96	\$3.89
Wheat No. 2	16-Jul	\$4.21	\$4.21	\$4.21
Barley No. 3	16-Jul	No Bid	No Bid	No Bid
Soybeans No. 2	16-Nov	\$8.70	\$8.80	\$8.75

### Central Md

Grain	Low	High	Average
Corn No. 2	\$3.37	\$4.00	\$3.74
Wheat No. 2	No Bid	No Bid	No Bid
Barley No. 3	No Bid	No Bid	No Bid
Soybeans No. 2	\$8.65	\$8.74	\$8.70

### Central Md

Harvest	Low	High	Average	
Corn No. 2	16-Dec	No Bid	No Bid	No Bid
Wheat No. 2	16-Jul	\$4.21	\$4.21	\$4.21
Barley No. 3	16-Jul	No Bid	No Bid	No Bid
Soybeans No. 2	16-Nov	\$8.50	\$8.50	\$8.50

### Western Md

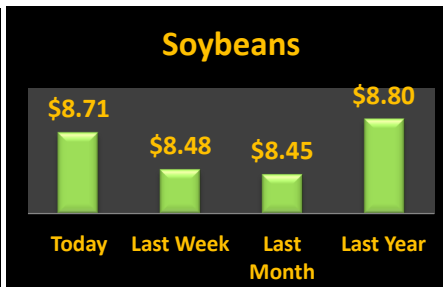
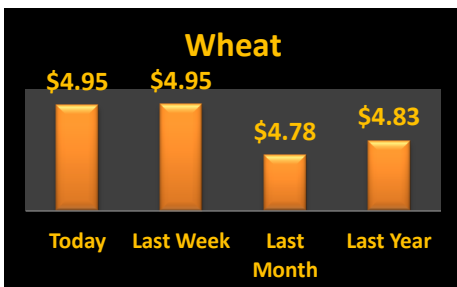
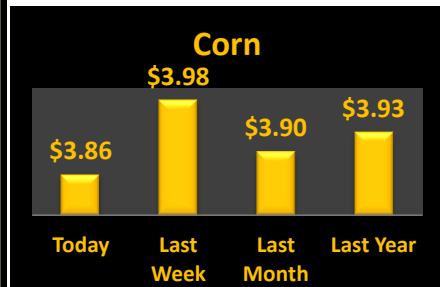
Grain	Low	High	Average
Corn No. 2	\$3.70	\$4.00	\$3.89
Wheat No. 2	\$4.80	\$5.06	\$4.95
Barley No. 3	\$2.30	\$3.10	\$2.75
Soybeans No. 2	\$8.40	\$9.00	\$8.67

### Western Md

Harvest	Low	High	Average	
Corn No. 2	16-Dec	\$3.59	\$3.70	\$3.65
Wheat No. 2	16-Jul	\$4.49	\$4.70	\$4.60
Barley No. 3	16-Jul	\$2.50	\$2.50	\$2.50
Soybeans No. 2	16-Nov	\$8.56	\$8.60	\$8.58

### State Average

Grain	Today's Low	Today's High	Today's Average	Last Week Average	Compared to Last Week	Avg Last Month	Avg Last Year
Corn No. 2	\$3.37	\$4.07	\$3.86	\$3.98	(\$0.12)	\$3.90	\$3.93
Wheat No. 2	\$3.97	\$5.06	\$4.95	\$4.95	(\$0.00)	\$4.78	\$4.83
Barley No. 3	\$2.20	\$3.10	\$2.51	\$2.81	(\$0.30)	\$2.76	\$2.47
Soybeans No. 2	\$8.40	\$9.15	\$8.71	\$8.48	\$0.23	\$8.45	\$8.80



Source: Ag Market News LLC  
 DeAnne Haas and Dave Wert Reporters  
 570-490-5587  
<http://www.agmarketnews.com>



USDA is an equal opportunity provider and employer.