



# Maryland Grain Bids

This report is sponsored by Hostetter Grain Inc.

You can contact them at (610)-932-4484 or at [www.hostettergrain.com](http://www.hostettergrain.com)

Reporting Date

## Cash Bids

April 4, 2018

## Harvest Bids

### Upper Eastern Shore

Grain	Low	High	Average
Corn No. 2	\$3.89	\$4.28	\$4.12
Wheat No. 2	No Bid	No Bid	No Bid
Barley No. 2	\$2.25	\$2.25	\$2.25
Soybeans No. 2	\$9.68	\$9.83	\$9.79

### Upper Eastern Shore

Harvest	Low	High	Average	
Corn No. 2	18-Dec	\$3.97	\$4.22	\$4.10
Wheat No. 2	18-Jul	\$4.29	\$4.33	\$4.30
Barley No. 2	18-Jul	\$2.25	\$2.35	\$2.30
Soybeans No. 2	18-Nov	\$9.62	\$9.85	\$9.78

### Mid Eastern Shore

Grain	Low	High	Average
Corn No. 2	\$4.04	\$4.39	\$4.28
Wheat No. 2	No Bid	No Bid	No Bid
Barley No. 2	\$2.25	\$2.25	\$2.25
Soybeans No. 2	\$9.68	\$9.93	\$9.79

### Mid Eastern Shore

Harvest	Low	High	Average	
Corn No. 2	18-Dec	\$4.12	\$4.32	\$4.18
Wheat No. 2	18-Jul	\$4.29	\$4.33	\$4.30
Barley No. 2	18-Jul	\$2.25	\$2.25	\$2.25
Soybeans No. 2	18-Nov	\$9.62	\$9.92	\$9.80

### Lower Eastern Shore

Grain	Low	High	Average
Corn No. 2	\$4.34	\$4.39	\$4.37
Wheat No. 2	No Bid	No Bid	No Bid
Barley No. 2	No Bid	No Bid	No Bid
Soybeans No. 2	\$9.93	\$10.13	\$10.03

### Lower Eastern Shore

Harvest	Low	High	Average	
Corn No. 2	18-Dec	\$4.17	\$4.27	\$4.22
Wheat No. 2	18-Jul	\$4.29	\$4.29	\$4.29
Barley No. 2	18-Jul	No Bid	No Bid	No Bid
Soybeans No. 2	18-Nov	\$9.92	\$10.07	\$10.00

### Central Md

Grain	Low	High	Average
Corn No. 2	\$3.79	\$4.01	\$3.92
Wheat No. 2	No Bid	No Bid	No Bid
Barley No. 2	No Bid	No Bid	No Bid
Soybeans No. 2	\$9.88	\$9.88	\$9.88

### Central Md

Harvest	Low	High	Average	
Corn No. 2	18-Dec	No Bid	No Bid	No Bid
Wheat No. 2	18-Jul	\$4.34	\$4.34	\$4.34
Barley No. 2	18-Jul	No Bid	No Bid	No Bid
Soybeans No. 2	18-Nov	\$9.82	\$9.82	\$9.82

### Western Md

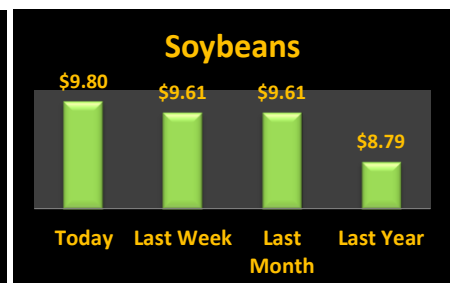
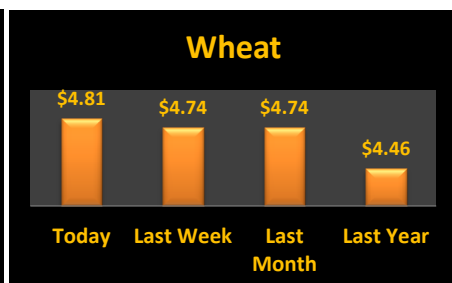
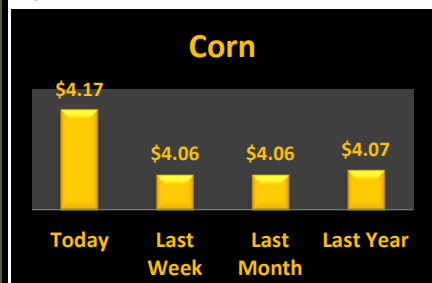
Grain	Low	High	Average
Corn No. 2	\$3.95	\$4.25	\$4.06
Wheat No. 2	\$4.62	\$5.00	\$4.81
Barley No. 2	\$3.00	\$3.50	\$3.13
Soybeans No. 2	\$9.27	\$10.00	\$9.66

### Western Md

Harvest	Low	High	Average	
Corn No. 2	18-Dec	\$4.22	\$4.25	\$4.24
Wheat No. 2	18-Jul	\$4.75	\$5.00	\$4.88
Barley No. 2	18-Jul	\$2.50	\$2.50	\$2.50
Soybeans No. 2	18-Nov	\$9.40	\$10.06	\$9.73

### State Average

Grain	Today's Low	Today's High	Today's Average	Last Week Average	Compared to Last Week	Avg Last Month	Avg Last Year
Corn No. 2	\$3.79	\$4.39	\$4.17	\$4.06	\$0.11	\$4.06	\$4.07
Wheat No. 2	\$4.28	\$5.00	\$4.81	\$4.74	\$0.06	\$4.74	\$4.46
Barley No. 3	\$2.25	\$3.50	\$2.64	\$2.61	\$0.03	\$2.61	\$3.10
Soybeans No. 2	\$9.27	\$10.13	\$9.80	\$9.61	\$0.19	\$9.61	\$8.79



Source: Ag Market News LLC

DeAnne Haas and Dave Wert Reporters

570-490-5587

<http://www.agmarketnews.com>



USDA is an equal opportunity provider and employer.