



Maryland Grain Bids

Wednesday April 27, 2016

Cash Bids

Harvest Bids

Upper Eastern Shore

Grain	Low	High	Average
Corn No. 2	\$3.97	\$4.12	\$4.07
Wheat No. 2	No Bid	No Bid	No Bid
Barley No. 3	No Bid	No Bid	No Bid
Soybeans No. 2	\$9.73	\$9.93	\$9.87

Upper Eastern Shore

Grain	Harvest	Low	High	Average
Corn No. 2	16-Dec	\$3.80	\$3.95	\$3.90
Wheat No. 2	16-Jul	\$4.26	\$4.28	\$4.28
Barley No. 3	16-Jul	\$2.20	\$2.20	\$2.20
Soybeans No. 2	16-Nov	\$9.29	\$9.44	\$9.39

Mid Eastern Shore

Grain	Low	High	Average
Corn No. 2	\$4.02	\$4.27	\$4.15
Wheat No. 2	No Bid	No Bid	No Bid
Barley No. 3	No Bid	No Bid	No Bid
Soybeans No. 2	\$9.73	\$10.03	\$9.84

Mid Eastern Shore

Grain	Harvest	Low	High	Average
Corn No. 2	16-Dec	\$3.90	\$4.05	\$3.96
Wheat No. 2	16-Jul	\$4.26	\$4.28	\$4.27
Barley No. 3	16-Jul	\$2.20	\$2.20	\$2.20
Soybeans No. 2	16-Nov	\$9.29	\$9.54	\$9.42

Lower Eastern Shore

Grain	Low	High	Average
Corn No. 2	\$4.12	\$4.32	\$4.19
Wheat No. 2	No Bid	No Bid	No Bid
Barley No. 3	No Bid	No Bid	No Bid
Soybeans No. 2	\$10.08	\$10.18	\$10.13

Lower Eastern Shore

Grain	Harvest	Low	High	Average
Corn No. 2	16-Dec	\$4.00	\$4.10	\$4.03
Wheat No. 2	16-Jul	\$4.28	\$4.28	\$4.28
Barley No. 3	16-Jul	\$2.20	\$2.20	\$2.20
Soybeans No. 2	16-Nov	\$9.59	\$9.69	\$9.64

Central Md

Grain	Low	High	Average
Corn No. 2	\$3.62	\$4.10	\$3.86
Wheat No. 2	No Bid	No Bid	No Bid
Barley No. 3	No Bid	No Bid	No Bid
Soybeans No. 2	\$9.51	\$9.68	\$9.60

Central Md

Grain	Harvest	Low	High	Average
Corn No. 2	16-Dec	No Bid	No Bid	No Bid
Wheat No. 2	16-Jul	\$4.28	\$4.28	\$4.28
Barley No. 3	16-Jul	\$2.20	\$2.20	\$2.20
Soybeans No. 2	16-Nov	\$9.39	\$9.39	\$9.39

Western Md

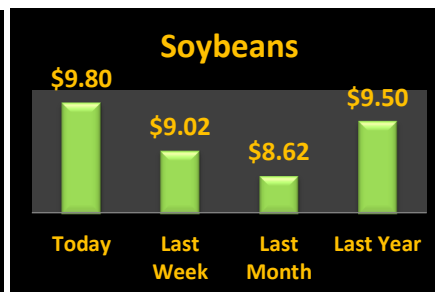
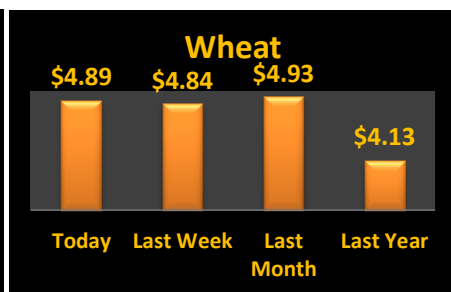
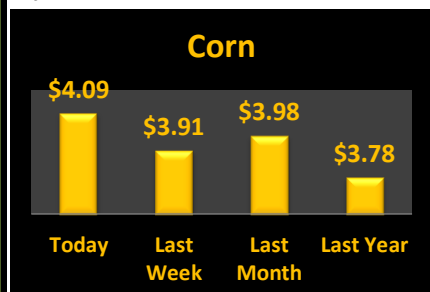
Grain	Low	High	Average
Corn No. 2	\$4.00	\$4.10	\$4.06
Wheat No. 2	\$4.69	\$5.00	\$4.89
Barley No. 3	\$2.30	\$3.10	\$2.80
Soybeans No. 2	\$9.15	\$9.70	\$9.51

Western Md

Grain	Harvest	Low	High	Average
Corn No. 2	16-Dec	\$3.81	\$3.85	\$3.83
Wheat No. 2	16-Jul	\$4.64	\$4.70	\$4.67
Barley No. 3	16-Jul	\$2.50	\$2.50	\$2.50
Soybeans No. 2	16-Nov	\$9.30	\$9.32	\$9.31

State Average

Grain	Today's			Last Week Average	Compared to Last Week	Avg Last	
	Low	High	Average			Month	Year
Corn No. 2	\$3.62	\$4.32	\$4.09	\$3.91	\$0.18	\$3.98	\$3.78
Wheat No. 2	\$4.12	\$5.00	\$4.89	\$4.84	\$0.05	\$4.93	\$4.13
Barley No. 3	\$2.30	\$3.10	\$2.80	\$2.84	(\$0.04)	\$2.73	\$2.55
Soybeans No. 2	\$9.15	\$10.18	\$9.80	\$9.02	\$0.78	\$8.62	\$9.50



Source: Ag Market News LLC

DeAnne Haas and Dave Wert Reporters

570-490-5587

<http://www.agmarketnews.com>



USDA is an equal opportunity provider and employer.