



Maryland Grain Bids

This report is sponsored by Hostetter Grain Inc.

You can contact them at (610)-932-4484 or at www.hostettergrain.com

Reporting Date

Cash Bids

April 25, 2018

Harvest Bids

Upper Eastern Shore

Grain	Low	High	Average
Corn No. 2	\$3.81	\$4.21	\$4.04
Wheat No. 2	No Bid	No Bid	No Bid
Barley No. 2	\$2.25	\$2.25	\$2.25
Soybeans No. 2	\$9.52	\$9.68	\$9.64

Upper Eastern Shore

Harvest	Low	High	Average	
Corn No. 2	18-Dec	\$3.92	\$4.16	\$4.04
Wheat No. 2	18-Jul	\$4.30	\$4.39	\$4.38
Barley No. 2	18-Jul	\$2.25	\$2.35	\$2.30
Soybeans No. 2	18-Nov	\$9.49	\$9.69	\$9.63

Mid Eastern Shore

Grain	Low	High	Average
Corn No. 2	\$3.96	\$4.31	\$4.14
Wheat No. 2	\$0.00	\$0.00	#DIV/0!
Barley No. 2	\$2.25	\$2.25	\$2.25
Soybeans No. 2	\$9.52	\$9.77	\$9.65

Mid Eastern Shore

Harvest	Low	High	Average	
Corn No. 2	18-Dec	\$4.05	\$4.27	\$4.13
Wheat No. 2	18-Jul	\$4.30	\$4.39	\$4.36
Barley No. 2	18-Jul	\$2.25	\$2.25	\$2.25
Soybeans No. 2	18-Nov	\$9.49	\$9.79	\$9.65

Lower Eastern Shore

Grain	Low	High	Average
Corn No. 2	\$4.26	\$4.31	\$4.29
Wheat No. 2	No Bid	No Bid	No Bid
Barley No. 2	No Bid	No Bid	No Bid
Soybeans No. 2	\$9.77	\$9.97	\$9.87

Lower Eastern Shore

Harvest	Low	High	Average	
Corn No. 2	18-Dec	\$4.12	\$4.22	\$4.17
Wheat No. 2	18-Jul	\$4.39	\$4.39	\$4.39
Barley No. 2	18-Jul	No Bid	No Bid	No Bid
Soybeans No. 2	18-Nov	\$9.79	\$9.94	\$9.87

Central Md

Grain	Low	High	Average
Corn No. 2	\$3.71	\$4.05	\$3.88
Wheat No. 2	No Bid	No Bid	No Bid
Barley No. 2	No Bid	No Bid	No Bid
Soybeans No. 2	\$9.72	\$9.72	\$9.72

Central Md

Harvest	Low	High	Average	
Corn No. 2	18-Dec	No Bid	No Bid	No Bid
Wheat No. 2	18-Jul	\$4.49	\$4.49	\$4.49
Barley No. 2	18-Jul	No Bid	No Bid	No Bid
Soybeans No. 2	18-Nov	\$9.69	\$9.69	\$9.69

Western Md

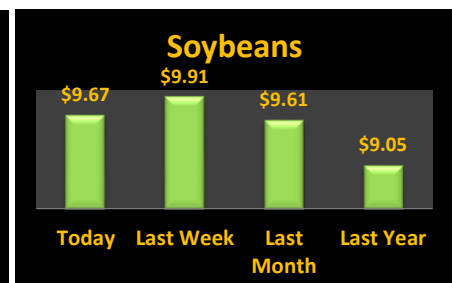
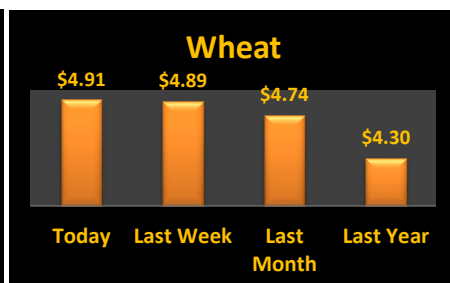
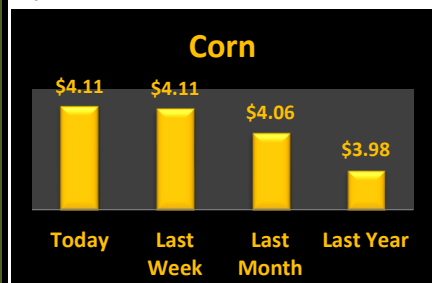
Grain	Low	High	Average
Corn No. 2	\$4.05	\$4.30	\$4.10
Wheat No. 2	\$4.80	\$5.04	\$4.91
Barley No. 2	\$3.00	\$3.25	\$3.08
Soybeans No. 2	\$9.64	\$9.75	\$9.70

Western Md

Harvest	Low	High	Average	
Corn No. 2	18-Dec	\$4.14	\$4.30	\$4.22
Wheat No. 2	18-Jul	\$4.94	\$5.10	\$5.02
Barley No. 2	18-Jul	\$2.50	\$2.50	\$2.50
Soybeans No. 2	18-Nov	\$9.64	\$9.86	\$9.75

State Average

Grain	Today's		Today's Average	Last Week Average	Compared to Last Week	Avg Last Month	Avg Last Year
	Low	High					
Corn No. 2	\$3.71	\$4.31	\$4.11	\$4.11	\$0.00	\$4.06	\$3.98
Wheat No. 2	\$4.21	\$5.04	\$4.91	\$4.89	\$0.01	\$4.74	\$4.30
Barley No. 3	\$2.25	\$3.25	\$2.62	\$2.63	(\$0.02)	\$2.61	\$3.10
Soybeans No. 2	\$9.52	\$9.97	\$9.67	\$9.91	(\$0.23)	\$9.61	\$9.05



Source: Ag Market News LLC

DeAnne Haas and Dave Wert Reporters

570-490-5587

<http://www.agmarketnews.com>



USDA is an equal opportunity provider and employer.