



Maryland Grain Bids

This report is sponsored by Hostetter Grain Inc.

You can contact them at (610)-932-4484 or at www.hostettergrain.com

Reporting Date

Cash Bids

April 18, 2018

Harvest Bids

Upper Eastern Shore

Grain	Low	High	Average
Corn No. 2	\$3.80	\$4.20	\$4.03
Wheat No. 2	No Bid	No Bid	No Bid
Barley No. 2	\$2.25	\$2.25	\$2.25
Soybeans No. 2	\$9.76	\$9.91	\$9.87

Upper Eastern Shore

Harvest	Low	High	Average	
Corn No. 2	18-Dec	\$3.91	\$4.16	\$4.04
Wheat No. 2	18-Jul	\$4.32	\$4.37	\$4.36
Barley No. 2	18-Jul	\$2.25	\$2.35	\$2.30
Soybeans No. 2	18-Nov	\$9.65	\$9.85	\$9.78

Mid Eastern Shore

Grain	Low	High	Average
Corn No. 2	\$3.95	\$4.30	\$4.19
Wheat No. 2	No Bid	No Bid	No Bid
Barley No. 2	\$2.25	\$2.25	\$2.25
Soybeans No. 2	\$9.76	\$10.01	\$9.87

Mid Eastern Shore

Harvest	Low	High	Average	
Corn No. 2	18-Dec	\$4.05	\$4.26	\$4.12
Wheat No. 2	18-Jul	\$4.32	\$4.37	\$4.35
Barley No. 2	18-Jul	\$2.25	\$2.25	\$2.25
Soybeans No. 2	18-Nov	\$9.65	\$9.95	\$9.79

Lower Eastern Shore

Grain	Low	High	Average
Corn No. 2	\$4.25	\$4.30	\$4.28
Wheat No. 2	No Bid	No Bid	No Bid
Barley No. 2	No Bid	No Bid	No Bid
Soybeans No. 2	\$10.01	\$10.21	\$10.11

Lower Eastern Shore

Harvest	Low	High	Average	
Corn No. 2	18-Dec	\$4.11	\$4.21	\$4.16
Wheat No. 2	18-Jul	\$4.37	\$4.37	\$4.37
Barley No. 2	18-Jul	No Bid	No Bid	No Bid
Soybeans No. 2	18-Nov	\$9.95	\$10.10	\$10.03

Central Md

Grain	Low	High	Average
Corn No. 2	\$3.70	\$4.05	\$3.82
Wheat No. 2	No Bid	No Bid	No Bid
Barley No. 2	No Bid	No Bid	No Bid
Soybeans No. 2	\$9.96	\$9.96	\$9.96

Central Md

Harvest	Low	High	Average	
Corn No. 2	18-Dec	No Bid	No Bid	No Bid
Wheat No. 2	18-Jul	\$4.47	\$4.47	\$4.47
Barley No. 2	18-Jul	No Bid	No Bid	No Bid
Soybeans No. 2	18-Nov	\$9.85	\$9.85	\$9.85

Western Md

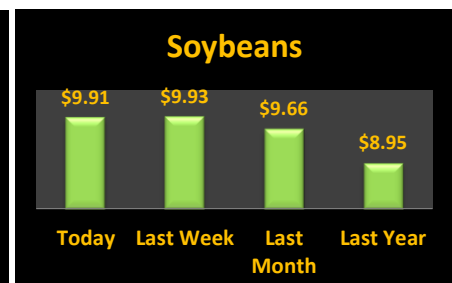
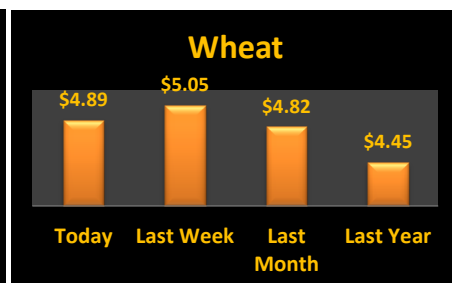
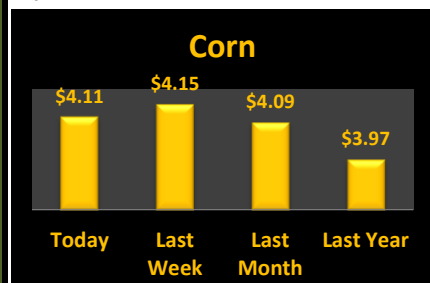
Grain	Low	High	Average
Corn No. 2	\$4.00	\$4.30	\$4.10
Wheat No. 2	\$4.70	\$5.08	\$4.89
Barley No. 2	\$3.00	\$3.40	\$3.11
Soybeans No. 2	\$9.82	\$10.00	\$9.89

Western Md

Harvest	Low	High	Average	
Corn No. 2	18-Dec	\$4.20	\$4.28	\$4.24
Wheat No. 2	18-Jul	\$5.22	\$5.22	\$5.22
Barley No. 2	18-Jul	\$2.50	\$2.50	\$2.50
Soybeans No. 2	18-Nov	\$9.80	\$10.02	\$9.91

State Average

Grain	Today's		Today's Average	Last Week Average	Compared to Last Week	Avg Last	
	Low	High				Month	Year
Corn No. 2	\$3.70	\$4.30	\$4.11	\$4.15	(\$0.04)	\$4.09	\$3.97
Wheat No. 2	\$4.20	\$5.08	\$4.89	\$5.05	(\$0.16)	\$4.82	\$4.45
Barley No. 3	\$2.25	\$3.40	\$2.63	\$2.61	\$0.02	\$2.61	\$3.09
Soybeans No. 2	\$9.76	\$10.21	\$9.91	\$9.93	(\$0.02)	\$9.66	\$8.95



Source: Ag Market News LLC

DeAnne Haas and Dave Wert Reporters

570-490-5587

<http://www.agmarketnews.com>



USDA is an equal opportunity provider and employer.