



# Maryland Grain Bids

Wednesday April 13, 2016

## Cash Bids

## Harvest Bids

### Upper Eastern Shore

Grain	Low	High	Average
Corn No. 2	\$3.78	\$4.00	\$3.89
Wheat No. 2	No Bid	No Bid	No Bid
Barley No. 3	No Bid	No Bid	No Bid
Soybeans No. 2	\$8.91	\$9.21	\$9.13

### Upper Eastern Shore

Harvest	Low	High	Average	
Corn No. 2	16-Dec	\$3.59	\$3.80	\$3.70
Wheat No. 2	16-Jul	\$3.99	\$3.99	\$3.99
Barley No. 3	16-Jul	\$2.20	\$2.20	\$2.20
Soybeans No. 2	16-Nov	\$8.68	\$8.83	\$8.78

### Mid Eastern Shore

Grain	Low	High	Average
Corn No. 2	\$3.83	\$4.08	\$3.96
Wheat No. 2	No Bid	No Bid	No Bid
Barley No. 3	No Bid	No Bid	No Bid
Soybeans No. 2	\$8.83	\$9.31	\$9.00

### Mid Eastern Shore

Harvest	Low	High	Average	
Corn No. 2	16-Dec	\$3.69	\$3.84	\$3.74
Wheat No. 2	16-Jul	\$3.99	\$3.99	\$3.99
Barley No. 3	16-Jul	\$2.20	\$2.20	\$2.20
Soybeans No. 2	16-Nov	\$8.38	\$8.93	\$8.75

### Lower Eastern Shore

Grain	Low	High	Average
Corn No. 2	\$3.93	\$4.13	\$4.00
Wheat No. 2	No Bid	No Bid	No Bid
Barley No. 3	No Bid	No Bid	No Bid
Soybeans No. 2	\$9.36	\$9.46	\$9.41

### Lower Eastern Shore

Harvest	Low	High	Average	
Corn No. 2	16-Dec	\$3.79	\$3.89	\$3.82
Wheat No. 2	16-Jul	\$3.99	\$3.99	\$3.99
Barley No. 3	16-Jul	\$2.20	\$2.20	\$2.20
Soybeans No. 2	16-Nov	\$8.88	\$9.08	\$8.98

### Central Md

Grain	Low	High	Average
Corn No. 2	\$3.43	\$3.90	\$3.73
Wheat No. 2	No Bid	No Bid	No Bid
Barley No. 3	No Bid	No Bid	No Bid
Soybeans No. 2	\$8.80	\$8.96	\$8.88

### Central Md

Harvest	Low	High	Average	
Corn No. 2	16-Dec	No Bid	No Bid	No Bid
Wheat No. 2	16-Jul	\$3.99	\$3.99	\$3.99
Barley No. 3	16-Jul	\$2.20	\$2.20	\$2.20
Soybeans No. 2	16-Nov	\$8.78	\$8.78	\$8.78

### Western Md

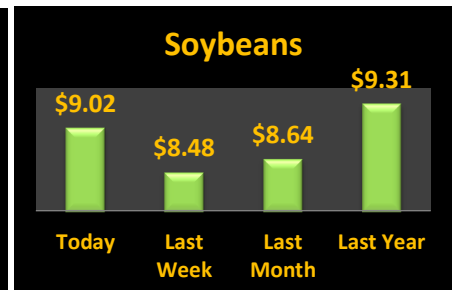
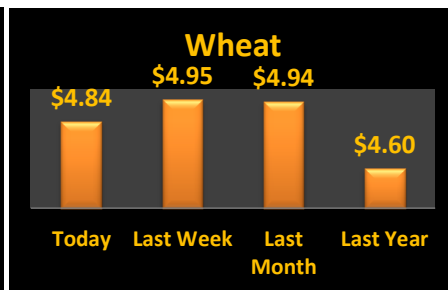
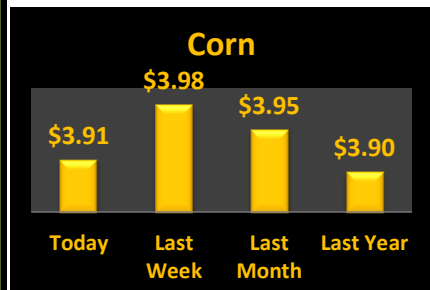
Grain	Low	High	Average
Corn No. 2	\$3.80	\$3.95	\$3.90
Wheat No. 2	\$4.72	\$5.00	\$4.84
Barley No. 3	\$2.30	\$3.25	\$2.84
Soybeans No. 2	\$8.50	\$9.07	\$8.84

### Western Md

Harvest	Low	High	Average	
Corn No. 2	16-Dec	\$3.70	\$3.75	\$3.73
Wheat No. 2	16-Jul	\$4.49	\$4.55	\$4.52
Barley No. 3	16-Jul	\$2.50	\$2.50	\$2.50
Soybeans No. 2	16-Nov	\$8.70	\$8.98	\$8.84

### State Average

Grain	Today's			Last Week Average	Compared to Last Week	Avg Last	
	Low	High	Average			Month	Year
Corn No. 2	\$3.43	\$4.13	\$3.91	\$3.98	(\$0.07)	\$3.95	\$3.90
Wheat No. 2	\$4.00	\$5.00	\$4.84	\$4.95	(\$0.11)	\$4.94	\$4.60
Barley No. 3	\$0.00	\$3.25	\$2.84	\$2.81	\$0.03	\$2.81	\$2.33
Soybeans No. 2	\$8.50	\$9.46	\$9.02	\$8.48	\$0.54	\$8.64	\$9.31



Source: Ag Market News LLC

DeAnne Haas and Dave Wert Reporters

570-490-5587

<http://www.agmarketnews.com>



USDA is an equal opportunity provider and employer.