



Maryland Grain Bids

This report is sponsored by Hostetter Grain Inc.

You can contact them at (610)-932-4484 or at www.hostettergrain.com

Reporting Date

Cash Bids

April 11, 2018

Harvest Bids

Upper Eastern Shore

Grain	Low	High	Average
Corn No. 2	\$3.89	\$4.29	\$4.12
Wheat No. 2	No Bid	No Bid	No Bid
Barley No. 2	\$2.25	\$2.25	\$2.25
Soybeans No. 2	\$9.80	\$9.95	\$9.91

Upper Eastern Shore

Harvest	Low	High	Average	
Corn No. 2	18-Dec	\$3.99	\$4.24	\$4.12
Wheat No. 2	18-Jul	\$4.62	\$4.64	\$4.64
Barley No. 2	18-Jul	\$2.25	\$2.35	\$2.30
Soybeans No. 2	18-Nov	\$9.68	\$9.88	\$9.83

Mid Eastern Shore

Grain	Low	High	Average
Corn No. 2	\$4.04	\$4.39	\$4.28
Wheat No. 2	No Bid	No Bid	No Bid
Barley No. 2	\$2.25	\$2.25	\$2.25
Soybeans No. 2	\$9.80	\$10.05	\$9.91

Mid Eastern Shore

Harvest	Low	High	Average	
Corn No. 2	18-Dec	\$4.14	\$4.34	\$4.21
Wheat No. 2	18-Jul	\$4.61	\$4.64	\$4.63
Barley No. 2	18-Jul	\$2.25	\$2.25	\$2.25
Soybeans No. 2	18-Nov	\$9.68	\$9.98	\$9.86

Lower Eastern Shore

Grain	Low	High	Average
Corn No. 2	\$4.34	\$4.39	\$4.37
Wheat No. 2	No Bid	No Bid	No Bid
Barley No. 2	No Bid	No Bid	No Bid
Soybeans No. 2	\$10.05	\$10.25	\$10.15

Lower Eastern Shore

Harvest	Low	High	Average	
Corn No. 2	18-Dec	\$4.19	\$4.29	\$4.24
Wheat No. 2	18-Jul	\$4.64	\$4.64	\$4.64
Barley No. 2	18-Jul	No Bid	No Bid	No Bid
Soybeans No. 2	18-Nov	\$9.98	\$10.13	\$10.06

Central Md

Grain	Low	High	Average
Corn No. 2	\$3.79	\$4.00	\$3.90
Wheat No. 2	No Bid	No Bid	No Bid
Barley No. 2	No Bid	No Bid	No Bid
Soybeans No. 2	\$9.98	\$9.98	\$9.98

Central Md

Harvest	Low	High	Average	
Corn No. 2	18-Dec	No Bid	No Bid	No Bid
Wheat No. 2	18-Jul	\$4.69	\$4.69	\$4.69
Barley No. 2	18-Jul	No Bid	No Bid	No Bid
Soybeans No. 2	18-Nov	\$9.89	\$9.89	\$9.89

Western Md

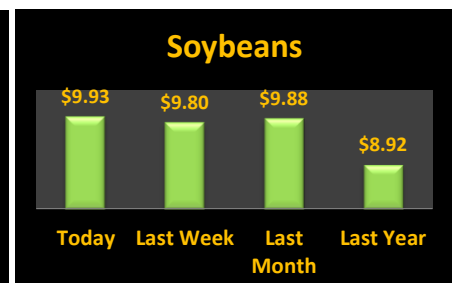
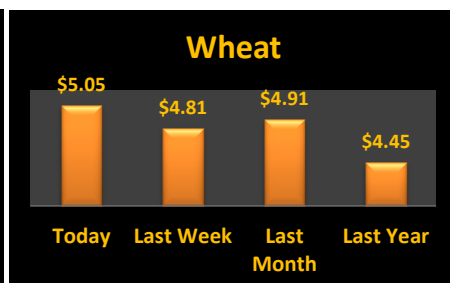
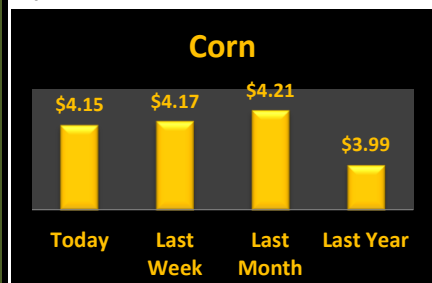
Grain	Low	High	Average
Corn No. 2	\$4.00	\$4.25	\$4.08
Wheat No. 2	\$4.90	\$5.30	\$5.05
Barley No. 2	\$3.00	\$3.25	\$3.06
Soybeans No. 2	\$9.80	\$9.84	\$9.82

Western Md

Harvest	Low	High	Average	
Corn No. 2	18-Dec	\$4.25	\$4.32	\$4.29
Wheat No. 2	18-Jul	\$5.25	\$5.25	\$5.25
Barley No. 2	18-Jul	\$2.50	\$2.50	\$2.50
Soybeans No. 2	18-Nov	\$9.80	\$10.00	\$9.90

State Average

Grain	Today's			Last Week	Compared to	Avg Last	
	Low	High	Average			Month	Year
Corn No. 2	\$3.79	\$4.39	\$4.15	\$4.17	(\$0.02)	\$4.21	\$3.99
Wheat No. 2	\$4.29	\$5.30	\$5.05	\$4.81	\$0.25	\$4.91	\$4.45
Barley No. 3	\$2.25	\$3.25	\$2.61	\$2.64	(\$0.03)	\$2.63	\$3.10
Soybeans No. 2	\$9.80	\$10.25	\$9.93	\$9.80	\$0.13	\$9.88	\$8.92



Source: Ag Market News LLC

DeAnne Haas and Dave Wert Reporters

570-490-5587

<http://www.agmarketnews.com>



USDA is an equal opportunity provider and employer.