



# Maryland Grain Bids

Wednesday March 9, 2016

## Cash Bids

## Harvest Bids

### Upper Eastern Shore

Grain	Low	High	Average
Corn No. 2	\$3.76	\$3.95	\$3.87
Wheat No. 2	No Bid	No Bid	No Bid
Barley No. 3	No Bid	No Bid	No Bid
Soybeans No. 2	\$8.40	\$8.70	\$8.62

### Upper Eastern Shore

Harvest	Low	High	Average	
Corn No. 2	16-Dec	\$3.66	\$3.86	\$3.78
Wheat No. 2	16-Jul	\$4.11	\$4.12	\$4.12
Barley No. 3	16-Jul	\$2.00	\$2.20	\$2.16
Soybeans No. 2	16-Nov	\$8.16	\$8.31	\$8.27

### Mid Eastern Shore

Grain	Low	High	Average
Corn No. 2	\$3.81	\$4.06	\$3.94
Wheat No. 2	No Bid	No Bid	No Bid
Barley No. 3	No Bid	No Bid	No Bid
Soybeans No. 2	\$8.40	\$8.80	\$8.52

### Mid Eastern Shore

Harvest	Low	High	Average	
Corn No. 2	16-Dec	\$3.76	\$3.91	\$3.82
Wheat No. 2	16-Jul	\$4.10	\$4.12	\$4.12
Barley No. 3	16-Jul	\$2.20	\$2.20	\$2.20
Soybeans No. 2	16-Nov	\$8.16	\$8.41	\$8.28

### Lower Eastern Shore

Grain	Low	High	Average
Corn No. 2	\$3.91	\$4.11	\$3.98
Wheat No. 2	No Bid	No Bid	No Bid
Barley No. 3	No Bid	No Bid	No Bid
Soybeans No. 2	\$8.90	\$8.95	\$8.93

### Lower Eastern Shore

Harvest	Low	High	Average	
Corn No. 2	16-Dec	\$3.86	\$3.96	\$3.89
Wheat No. 2	16-Jul	\$4.12	\$4.12	\$4.12
Barley No. 3	16-Jul	\$2.20	\$2.20	\$2.20
Soybeans No. 2	16-Nov	\$8.46	\$8.56	\$8.51

### Central Md

Grain	Low	High	Average
Corn No. 2	\$3.41	\$3.95	\$3.75
Wheat No. 2	No Bid	No Bid	No Bid
Barley No. 3	No Bid	No Bid	No Bid
Soybeans No. 2	\$8.45	\$8.60	\$8.53

### Central Md

Harvest	Low	High	Average	
Corn No. 2	16-Dec	No Bid	No Bid	No Bid
Wheat No. 2	16-Jul	\$4.12	\$4.12	\$4.12
Barley No. 3	16-Jul	\$2.20	\$2.20	\$2.20
Soybeans No. 2	16-Nov	\$8.56	\$8.56	\$8.56

### Western Md

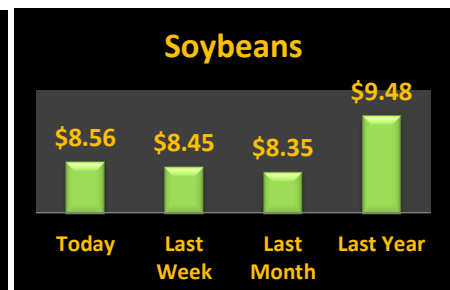
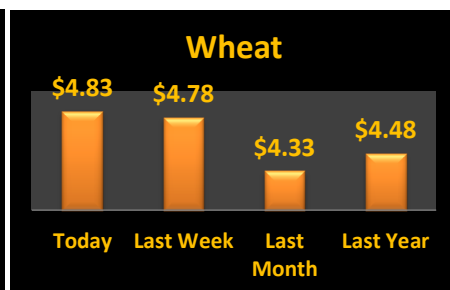
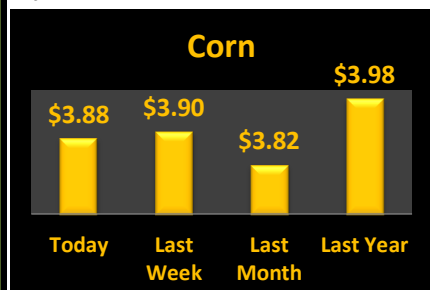
Grain	Low	High	Average
Corn No. 2	\$3.69	\$3.90	\$3.83
Wheat No. 2	\$4.60	\$4.99	\$4.83
Barley No. 3	\$2.30	\$3.00	\$2.76
Soybeans No. 2	\$8.34	\$8.65	\$8.46

### Western Md

Harvest	Low	High	Average	
Corn No. 2	16-Dec	\$3.80	\$3.80	\$3.80
Wheat No. 2	16-Jul	\$4.49	\$4.60	\$4.55
Barley No. 3	16-Jul	\$2.50	\$2.50	\$2.50
Soybeans No. 2	16-Nov	\$8.40	\$8.40	\$8.40

### State Average

Grain	Today's			Last Week Average	Compared to Last Week	Avg Last	
	Low	High	Average			Month	Year
Corn No. 2	\$3.41	\$4.11	\$3.88	\$3.90	(\$0.02)	\$3.82	\$3.98
Wheat No. 2	\$3.95	\$4.99	\$4.83	\$4.78	\$0.05	\$4.33	\$4.48
Barley No. 3	\$0.00	\$3.00	\$2.76	\$2.76	(\$0.00)	\$2.76	\$2.37
Soybeans No. 2	\$8.34	\$8.95	\$8.56	\$8.45	\$0.11	\$8.35	\$9.48



Source: Ag Market News LLC  
 DeAnne Haas and Dave Wert Reporters  
 570-490-5587  
<http://www.agmarketnews.com>



USDA is an equal opportunity provider and employer.