



Maryland Grain Bids

This report is sponsored by Hostetter Grain Inc.

You can contact them at (610)-932-4484 or at www.hostettergrain.com

Reporting Date

Cash Bids

March 7, 2018

Harvest Bids

Upper Eastern Shore

Grain	Low	High	Average
Corn No. 2	\$4.08	\$4.19	\$4.13
Wheat No. 2	No Bid	No Bid	No Bid
Barley No. 2	\$2.25	\$2.25	\$2.25
Soybeans No. 2	\$10.05	\$10.15	\$10.12

Upper Eastern Shore

Harvest	Low	High	Average	
Corn No. 2	18-Dec	\$4.05	\$4.16	\$4.09
Wheat No. 2	18-Jul	\$4.72	\$4.76	\$4.75
Barley No. 2	18-Jul	\$2.25	\$2.35	\$2.30
Soybeans No. 2	18-Nov	\$9.66	\$9.86	\$9.75

Mid Eastern Shore

Grain	Low	High	Average
Corn No. 2	\$4.07	\$4.23	\$4.14
Wheat No. 2	No Bid	No Bid	No Bid
Barley No. 2	\$2.25	\$2.25	\$2.25
Soybeans No. 2	\$10.05	\$10.25	\$10.16

Mid Eastern Shore

Harvest	Low	High	Average	
Corn No. 2	18-Dec	\$4.05	\$4.27	\$4.13
Wheat No. 2	18-Jul	\$4.72	\$4.76	\$4.74
Barley No. 2	18-Jul	\$2.25	\$2.25	\$2.25
Soybeans No. 2	18-Nov	\$9.66	\$9.81	\$9.75

Lower Eastern Shore

Grain	Low	High	Average
Corn No. 2	No Bid	No Bid	No Bid
Wheat No. 2	No Bid	No Bid	No Bid
Barley No. 2	No Bid	No Bid	No Bid
Soybeans No. 2	No Bid	No Bid	No Bid

Lower Eastern Shore

Harvest	Low	High	Average	
Corn No. 2	18-Dec	No Bid	No Bid	No Bid
Wheat No. 2	18-Jul	No Bid	No Bid	No Bid
Barley No. 2	18-Jul	No Bid	No Bid	No Bid
Soybeans No. 2	18-Nov	No Bid	No Bid	No Bid

Central Md

Grain	Low	High	Average
Corn No. 2	\$4.00	\$4.01	\$4.01
Wheat No. 2	No Bid	No Bid	No Bid
Barley No. 2	No Bid	No Bid	No Bid
Soybeans No. 2	No Bid	No Bid	No Bid

Central Md

Harvest	Low	High	Average	
Corn No. 2	18-Dec	No Bid	No Bid	No Bid
Wheat No. 2	18-Jul	No Bid	No Bid	No Bid
Barley No. 2	18-Jul	No Bid	No Bid	No Bid
Soybeans No. 2	18-Nov	No Bid	No Bid	No Bid

Western Md

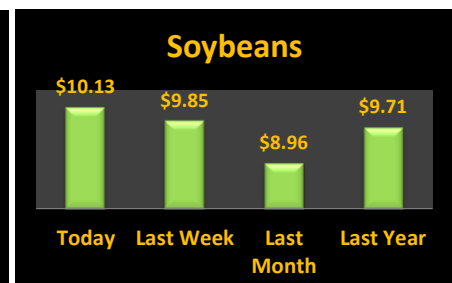
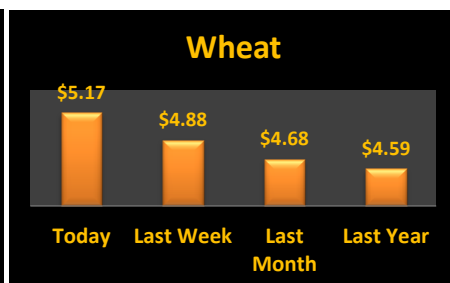
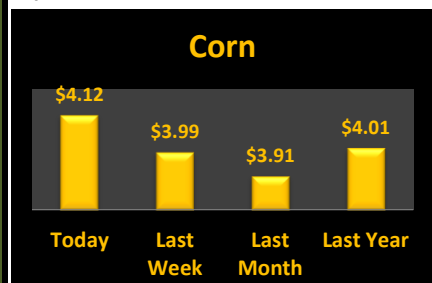
Grain	Low	High	Average
Corn No. 2	\$4.00	\$4.25	\$4.08
Wheat No. 2	\$5.00	\$5.40	\$5.17
Barley No. 2	\$3.00	\$3.20	\$3.05
Soybeans No. 2	\$9.85	\$10.11	\$9.99

Western Md

Harvest	Low	High	Average	
Corn No. 2	18-Dec	\$4.15	\$4.26	\$4.21
Wheat No. 2	18-Jul	\$5.30	\$5.30	\$5.30
Barley No. 2	18-Jul	\$2.50	\$2.50	\$2.50
Soybeans No. 2	18-Nov	\$9.74	\$9.92	\$9.83

State Average

Grain	Today's Low	Today's High	Today's Average	Last Week Average	Compared to Last Week	Avg Last Month	Avg Last Year
Corn No. 2	\$4.00	\$4.25	\$4.12	\$3.99	\$0.12	\$3.91	\$4.01
Wheat No. 2	\$4.19	\$5.40	\$5.17	\$4.88	\$0.29	\$4.68	\$4.59
Barley No. 3	\$2.25	\$3.20	\$2.61	\$2.71	(\$0.10)	\$2.57	\$3.04
Soybeans No. 2	\$9.85	\$10.25	\$10.13	\$9.85	\$0.28	\$8.96	\$9.71



Source: Ag Market News LLC

DeAnne Haas and Dave Wert Reporters

570-490-5587

<http://www.agmarketnews.com>



USDA is an equal opportunity provider and employer.