



Maryland Grain Bids

Wednesday March 30, 2016

Cash Bids

Harvest Bids

Upper Eastern Shore

Grain	Low	High	Average
Corn No. 2	\$3.88	\$4.03	\$3.98
Wheat No. 2	No Bid	No Bid	No Bid
Barley No. 3	No Bid	No Bid	No Bid
Soybeans No. 2	\$8.71	\$9.01	\$8.93

Upper Eastern Shore

Harvest	Low	High	Average
Corn No. 2 16-Dec	\$3.75	\$4.00	\$3.87
Wheat No. 2 16-Jul	\$4.24	\$4.24	\$4.24
Barley No. 3 16-Jul	\$2.20	\$2.20	\$2.20
Soybeans No. 2 16-Nov	\$8.49	\$8.64	\$8.59

Mid Eastern Shore

Grain	Low	High	Average
Corn No. 2	\$3.93	\$4.18	\$4.06
Wheat No. 2	No Bid	No Bid	No Bid
Barley No. 3	No Bid	No Bid	No Bid
Soybeans No. 2	\$8.71	\$9.11	\$8.83

Mid Eastern Shore

Harvest	Low	High	Average
Corn No. 2 16-Dec	\$3.85	\$4.00	\$3.91
Wheat No. 2 16-Jul	\$4.23	\$4.24	\$4.24
Barley No. 3 16-Jul	\$2.20	\$2.20	\$2.20
Soybeans No. 2 16-Nov	\$8.49	\$8.74	\$8.61

Lower Eastern Shore

Grain	Low	High	Average
Corn No. 2	\$4.03	\$4.23	\$4.10
Wheat No. 2	No Bid	No Bid	No Bid
Barley No. 3	No Bid	No Bid	No Bid
Soybeans No. 2	\$0.00	\$9.26	\$6.16

Lower Eastern Shore

Harvest	Low	High	Average
Corn No. 2 16-Dec	\$3.95	\$4.05	\$3.98
Wheat No. 2 16-Jul	\$4.24	\$4.24	\$4.24
Barley No. 3 16-Jul	No Bid	No Bid	No Bid
Soybeans No. 2 16-Nov	\$8.79	\$8.89	\$8.84

Central Md

Grain	Low	High	Average
Corn No. 2	\$3.53	\$4.00	\$3.83
Wheat No. 2	No Bid	No Bid	No Bid
Barley No. 3	No Bid	No Bid	No Bid
Soybeans No. 2	\$8.72	\$8.76	\$8.74

Central Md

Harvest	Low	High	Average
Corn No. 2 16-Dec	No Bid	No Bid	No Bid
Wheat No. 2 16-Jul	\$4.24	\$4.24	\$4.24
Barley No. 3 16-Jul	\$2.20	\$2.20	\$2.20
Soybeans No. 2 16-Nov	\$8.59	\$8.59	\$8.59

Western Md

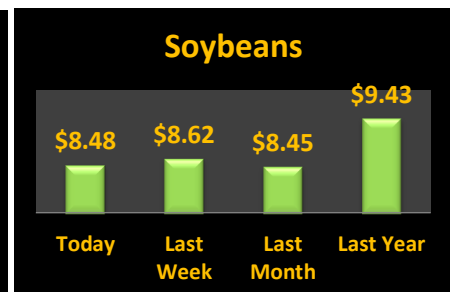
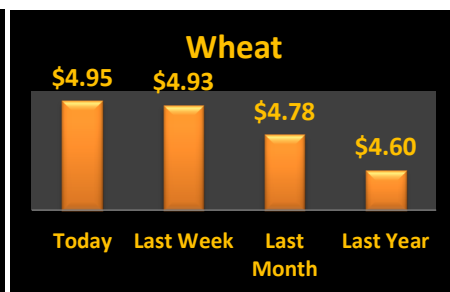
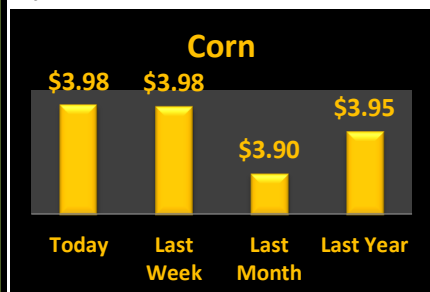
Grain	Low	High	Average
Corn No. 2	\$3.70	\$4.00	\$3.89
Wheat No. 2	\$4.80	\$5.06	\$4.95
Barley No. 3	\$2.30	\$3.25	\$2.81
Soybeans No. 2	\$8.45	\$8.91	\$8.70

Western Md

Harvest	Low	High	Average
Corn No. 2 16-Dec	\$3.86	\$3.86	\$3.86
Wheat No. 2 16-Jul	\$4.55	\$4.70	\$4.63
Barley No. 3 16-Jul	\$2.40	\$2.40	\$2.40
Soybeans No. 2 16-Nov	\$8.65	\$8.65	\$8.65

State Average

Grain	Today's			Last Week	Compared to	Avg Last	
	Low	High	Average			Month	Year
Corn No. 2	\$3.53	\$4.23	\$3.98	\$3.98	\$0.00	\$3.90	\$3.95
Wheat No. 2	\$4.03	\$5.06	\$4.95	\$4.93	\$0.02	\$4.78	\$4.60
Barley No. 3	\$2.30	\$3.25	\$2.81	\$2.73	\$0.08	\$2.75	\$2.56
Soybeans No. 2	\$8.45	\$9.26	\$8.48	\$8.62	(\$0.14)	\$8.45	\$9.43



Source: Ag Market News LLC
 DeAnne Haas and Dave Wert Reporters
 570-490-5587
<http://www.agmarketnews.com>



USDA is an equal opportunity provider and employer.