



# Maryland Grain Bids

Reporting Date

March 29, 2017

## Cash Bids

## Harvest Bids

### Upper Eastern Shore

Grain	Low	High	Average
Corn No. 2	\$3.43	\$3.97	\$3.72
Wheat No. 2	No Bid	No Bid	No Bid
Barley No. 2	No Bid	No Bid	No Bid
Soybeans No. 2	\$9.07	\$9.27	\$9.23

### Upper Eastern Shore

Harvest	Low	High	Average	
Corn No. 2	17-Dec	\$3.77	\$4.01	\$3.88
Wheat No. 2	17-Jul	\$3.98	\$4.03	\$4.02
Barley No. 2	17-Jul	\$2.25	\$2.35	\$2.33
Soybeans No. 2	17-Nov	\$8.97	\$9.17	\$9.08

### Mid Eastern Shore

Grain	Low	High	Average
Corn No. 2	\$3.63	\$4.03	\$3.86
Wheat No. 2	No Bid	No Bid	No Bid
Barley No. 2	No Bid	No Bid	No Bid
Soybeans No. 2	\$9.07	\$9.32	\$9.16

### Mid Eastern Shore

Harvest	Low	High	Average	
Corn No. 2	17-Dec	\$3.81	\$4.02	\$3.91
Wheat No. 2	17-Jul	\$3.97	\$4.03	\$3.99
Barley No. 2	17-Jul	\$2.25	\$2.35	\$2.28
Soybeans No. 2	17-Nov	\$8.97	\$9.11	\$9.08

### Lower Eastern Shore

Grain	Low	High	Average
Corn No. 2	\$3.38	\$3.98	\$3.68
Wheat No. 2	No Bid	No Bid	No Bid
Barley No. 2	No Bid	No Bid	No Bid
Soybeans No. 2	\$9.37	\$9.47	\$9.42

### Lower Eastern Shore

Harvest	Low	High	Average	
Corn No. 2	17-Dec	No Bid	No Bid	No Bid
Wheat No. 2	17-Jul	\$4.03	\$4.03	\$4.03
Barley No. 2	17-Jul	\$2.35	\$2.35	\$2.35
Soybeans No. 2	17-Nov	\$0.00	\$0.00	#DIV/0!

### Central Md

Grain	Low	High	Average
Corn No. 2	\$3.38	\$4.11	\$3.83
Wheat No. 2	No Bid	No Bid	No Bid
Barley No. 2	No Bid	No Bid	No Bid
Soybeans No. 2	\$9.17	\$9.23	\$9.20

### Central Md

Harvest	Low	High	Average	
Corn No. 2	17-Dec	No Bid	No Bid	No Bid
Wheat No. 2	17-Jul	\$4.03	\$4.03	\$4.03
Barley No. 2	17-Jul	\$2.35	\$2.35	\$2.35
Soybeans No. 2	17-Nov	No Bid	No Bid	No Bid

### Western Md

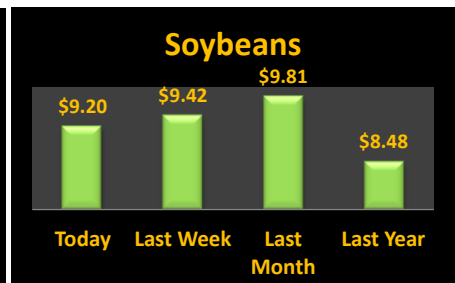
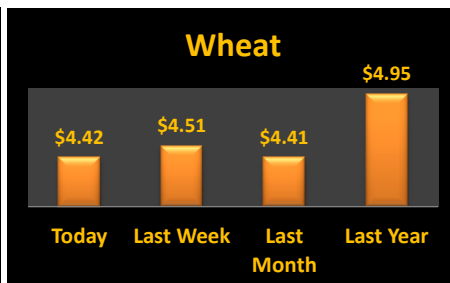
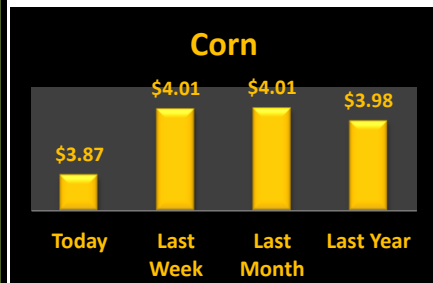
Grain	Low	High	Average
Corn No. 2	\$4.00	\$4.20	\$4.05
Wheat No. 2	\$4.30	\$4.62	\$4.42
Barley No. 2	\$2.80	\$3.35	\$3.09
Soybeans No. 2	\$9.00	\$9.33	\$9.11

### Western Md

Harvest	Low	High	Average	
Corn No. 2	17-Dec	\$3.90	\$4.02	\$3.96
Wheat No. 2	17-Jul	\$4.39	\$4.67	\$4.53
Barley No. 2	17-Jul	\$2.50	\$2.50	\$2.50
Soybeans No. 2	17-Nov	\$9.21	\$9.25	\$9.23

### State Average

Grain	Today's			Last Week Average	Compared to Last Week	Avg Last Month	Avg Last Year
	Low	High	Average				
Corn No. 2	\$3.38	\$4.20	\$3.87	\$4.01	(\$0.13)	\$4.01	\$3.98
Wheat No. 2	\$3.97	\$4.62	\$4.42	\$4.51	(\$0.10)	\$4.41	\$4.95
Barley No. 3	\$2.80	\$3.35	\$3.09	\$3.10	(\$0.01)	\$1.53	\$2.81
Soybeans No. 2	\$9.00	\$9.47	\$9.20	\$9.42	(\$0.22)	\$9.81	\$8.48



Source: Ag Market News LLC

DeAnne Haas and Dave Wert Reporters  
570-490-5587

<http://www.agmarketnews.com>



USDA is an equal opportunity provider and employer.