



Maryland Grain Bids

This report is sponsored by Hostetter Grain Inc.

You can contact them at (610)-932-4484 or at www.hostettergrain.com

Reporting Date

Cash Bids

March 28, 2018

Harvest Bids

Upper Eastern Shore

Grain	Low	High	Average
Corn No. 2	\$3.69	\$4.14	\$3.97
Wheat No. 2	No Bid	No Bid	No Bid
Barley No. 2	\$2.25	\$2.25	\$2.25
Soybeans No. 2	\$9.50	\$9.66	\$9.59

Upper Eastern Shore

Harvest	Low	High	Average	
Corn No. 2	18-Dec	\$3.82	\$4.12	\$3.95
Wheat No. 2	18-Jul	\$4.21	\$4.22	\$4.22
Barley No. 2	18-Jul	\$2.25	\$2.35	\$2.30
Soybeans No. 2	18-Nov	\$9.41	\$9.61	\$9.55

Mid Eastern Shore

Grain	Low	High	Average
Corn No. 2	\$3.89	\$4.24	\$4.09
Wheat No. 2	No Bid	No Bid	No Bid
Barley No. 2	\$2.25	\$2.25	\$2.25
Soybeans No. 2	\$9.50	\$9.70	\$9.62

Mid Eastern Shore

Harvest	Low	High	Average	
Corn No. 2	18-Dec	\$3.96	\$4.17	\$4.02
Wheat No. 2	18-Jul	\$4.21	\$4.22	\$4.22
Barley No. 2	18-Jul	\$2.25	\$2.25	\$2.25
Soybeans No. 2	18-Nov	\$9.41	\$9.71	\$9.56

Lower Eastern Shore

Grain	Low	High	Average
Corn No. 2	\$4.19	\$4.24	\$4.22
Wheat No. 2	No Bid	No Bid	No Bid
Barley No. 2	No Bid	No Bid	No Bid
Soybeans No. 2	\$9.70	\$9.90	\$9.80

Lower Eastern Shore

Harvest	Low	High	Average	
Corn No. 2	18-Dec	\$4.02	\$4.12	\$4.07
Wheat No. 2	18-Jul	\$4.22	\$4.22	\$4.22
Barley No. 2	18-Jul	No Bid	No Bid	No Bid
Soybeans No. 2	18-Nov	\$9.71	\$9.86	\$9.79

Central Md

Grain	Low	High	Average
Corn No. 2	\$3.59	\$4.05	\$3.88
Wheat No. 2	No Bid	No Bid	No Bid
Barley No. 2	No Bid	No Bid	No Bid
Soybeans No. 2	\$9.65	\$9.65	\$9.65

Central Md

Harvest	Low	High	Average	
Corn No. 2	18-Dec	No Bid	No Bid	No Bid
Wheat No. 2	18-Jul	\$4.27	\$4.27	\$4.27
Barley No. 2	18-Jul	No Bid	No Bid	No Bid
Soybeans No. 2	18-Nov	\$9.61	\$9.61	\$9.61

Western Md

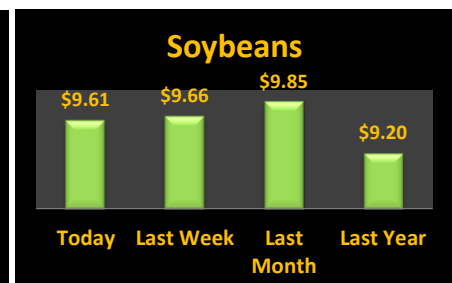
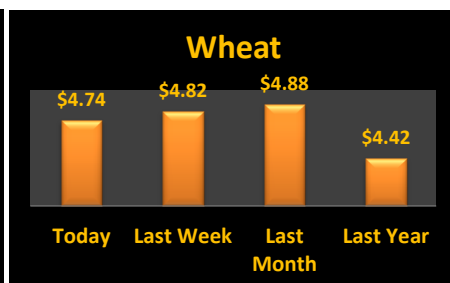
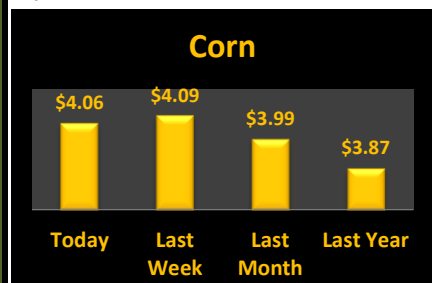
Grain	Low	High	Average
Corn No. 2	\$3.90	\$4.25	\$4.07
Wheat No. 2	\$4.53	\$5.00	\$4.74
Barley No. 2	\$3.00	\$3.25	\$3.06
Soybeans No. 2	\$9.35	\$9.78	\$9.52

Western Md

Harvest	Low	High	Average	
Corn No. 2	18-Dec	\$4.11	\$4.11	\$4.11
Wheat No. 2	18-Jul	\$5.00	\$5.00	\$5.00
Barley No. 2	18-Jul	\$2.60	\$3.00	\$2.80
Soybeans No. 2	18-Nov	\$9.85	\$9.85	\$9.85

State Average

Grain	Today's Low	Today's High	Today's Average	Last Week Average	Compared to Last Week	Avg Last Month	Avg Last Year
Corn No. 2	\$3.59	\$4.25	\$4.06	\$4.09	(\$0.03)	\$3.99	\$3.87
Wheat No. 2	\$4.14	\$5.00	\$4.74	\$4.82	(\$0.08)	\$4.88	\$4.42
Barley No. 3	\$2.25	\$3.25	\$2.61	\$2.61	\$0.01	\$2.71	\$3.09
Soybeans No. 2	\$9.35	\$9.90	\$9.61	\$9.66	(\$0.05)	\$9.85	\$9.20



Source: Ag Market News LLC

DeAnne Haas and Dave Wert Reporters

570-490-5587

<http://www.agmarketnews.com>



USDA is an equal opportunity provider and employer.