



Maryland Grain Bids

Wednesday March 23, 2016

Cash Bids

Harvest Bids

Upper Eastern Shore

Grain	Low	High	Average
Corn No. 2	\$3.85	\$4.00	\$3.95
Wheat No. 2	No Bid	No Bid	No Bid
Barley No. 3	No Bid	No Bid	No Bid
Soybeans No. 2	\$8.65	\$8.95	\$8.87

Upper Eastern Shore

Harvest	Low	High	Average	
Corn No. 2	16-Dec	\$3.73	\$4.00	\$3.85
Wheat No. 2	16-Jul	\$4.12	\$4.15	\$4.15
Barley No. 3	16-Jul	\$0.00	\$2.20	\$1.83
Soybeans No. 2	16-Nov	\$8.42	\$8.57	\$8.52

Mid Eastern Shore

Grain	Low	High	Average
Corn No. 2	\$3.90	\$4.15	\$4.03
Wheat No. 2	No Bid	No Bid	No Bid
Barley No. 3	No Bid	No Bid	No Bid
Soybeans No. 2	\$8.65	\$9.05	\$8.77

Mid Eastern Shore

Harvest	Low	High	Average	
Corn No. 2	16-Dec	\$3.83	\$4.15	\$3.91
Wheat No. 2	16-Jul	\$4.12	\$4.15	\$4.14
Barley No. 3	16-Jul	\$2.20	\$2.20	\$2.20
Soybeans No. 2	16-Nov	\$8.42	\$8.72	\$8.53

Lower Eastern Shore

Grain	Low	High	Average
Corn No. 2	\$4.00	\$4.20	\$4.07
Wheat No. 2	No Bid	No Bid	No Bid
Barley No. 3	No Bid	No Bid	No Bid
Soybeans No. 2	\$9.15	\$9.20	\$9.18

Lower Eastern Shore

Harvest	Low	High	Average	
Corn No. 2	16-Dec	\$3.93	\$4.03	\$3.96
Wheat No. 2	16-Jul	\$4.15	\$4.15	\$4.15
Barley No. 3	16-Jul	\$2.20	\$2.20	\$2.20
Soybeans No. 2	16-Nov	\$8.72	\$8.82	\$8.77

Central Md

Grain	Low	High	Average
Corn No. 2	\$3.85	\$4.00	\$3.93
Wheat No. 2	No Bid	No Bid	No Bid
Barley No. 3	No Bid	No Bid	No Bid
Soybeans No. 2	\$8.20	\$8.70	\$8.45

Central Md

Harvest	Low	High	Average	
Corn No. 2	16-Dec	No Bid	No Bid	No Bid
Wheat No. 2	16-Jul	\$4.15	\$4.15	\$4.15
Barley No. 3	16-Jul	\$2.20	\$2.20	\$2.20
Soybeans No. 2	16-Nov	\$8.52	\$8.52	\$8.52

Western Md

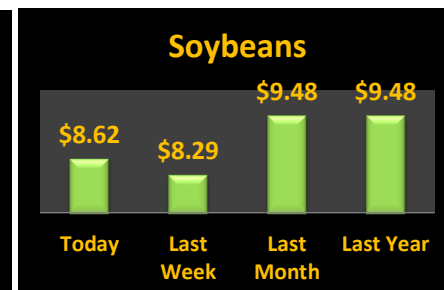
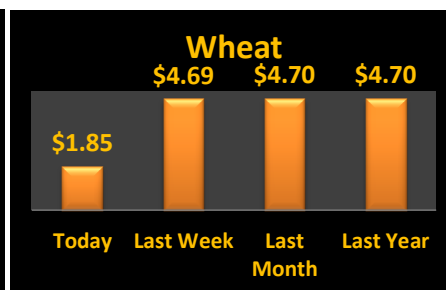
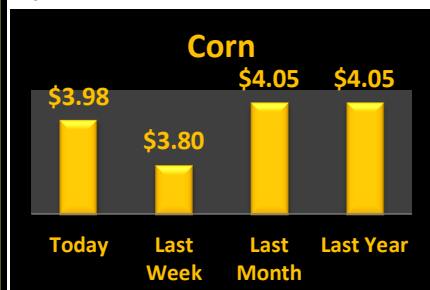
Grain	Low	High	Average
Corn No. 2	\$3.70	\$4.00	\$3.91
Wheat No. 2	\$4.90	\$4.96	\$4.93
Barley No. 3	\$2.30	\$2.90	\$2.73
Soybeans No. 2	\$4.85	\$8.83	\$7.46

Western Md

Harvest	Low	High	Average	
Corn No. 2	16-Dec	\$3.88	\$3.88	\$3.88
Wheat No. 2	16-Jul	\$4.62	\$4.62	\$4.62
Barley No. 3	16-Jul	\$2.60	\$2.60	\$2.60
Soybeans No. 2	16-Nov	\$8.55	\$8.55	\$8.55

State Average

Grain	Today's			Last Week Average	Compared to Last Week	Avg Last	
	Low	High	Average			Month	Year
Corn No. 2	\$3.70	\$4.20	\$3.98	\$3.80	\$0.18	\$4.05	\$4.05
Wheat No. 2	\$4.00	\$4.96	\$1.85	\$4.69	(\$2.84)	\$4.70	\$4.70
Barley No. 3	\$2.30	\$2.90	\$1.21	\$2.35	(\$1.14)	\$2.54	\$2.54
Soybeans No. 2	\$4.85	\$9.20	\$8.62	\$8.29	\$0.33	\$9.48	\$9.48



Source: Ag Market News LLC

DeAnne Haas and Dave Wert Reporters

570-490-5587

<http://www.agmarketnews.com>



USDA is an equal opportunity provider and employer.