



Maryland Grain Bids

This report is sponsored by Hostetter Grain Inc.

You can contact them at (610)-932-4484 or at www.hostettergrain.com

Reporting Date

Cash Bids

March 21, 2018

Harvest Bids

Upper Eastern Shore

Grain	Low	High	Average
Corn No. 2	\$4.00	\$4.16	\$4.09
Wheat No. 2	No Bid	No Bid	No Bid
Barley No. 2	\$2.25	\$2.25	\$2.25
Soybeans No. 2	\$9.58	\$9.69	\$9.65

Upper Eastern Shore

Harvest	Low	High	Average	
Corn No. 2	18-Dec	\$3.97	\$4.17	\$4.02
Wheat No. 2	18-Jul	\$4.24	\$4.27	\$4.25
Barley No. 2	18-Jul	\$2.25	\$2.35	\$2.30
Soybeans No. 2	18-Nov	\$9.45	\$9.65	\$9.55

Mid Eastern Shore

Grain	Low	High	Average
Corn No. 2	\$3.95	\$4.25	\$4.12
Wheat No. 2	No Bid	No Bid	No Bid
Barley No. 2	\$2.25	\$2.25	\$2.25
Soybeans No. 2	\$9.58	\$9.73	\$9.67

Mid Eastern Shore

Harvest	Low	High	Average	
Corn No. 2	18-Dec	\$3.97	\$4.17	\$4.04
Wheat No. 2	18-Jul	\$4.24	\$4.27	\$4.25
Barley No. 2	18-Jul	\$2.25	\$2.25	\$2.25
Soybeans No. 2	18-Nov	\$9.45	\$9.60	\$9.54

Lower Eastern Shore

Grain	Low	High	Average
Corn No. 2	No Bid	No Bid	No Bid
Wheat No. 2	No Bid	No Bid	No Bid
Barley No. 2	No Bid	No Bid	No Bid
Soybeans No. 2	No Bid	No Bid	No Bid

Lower Eastern Shore

Harvest	Low	High	Average	
Corn No. 2	18-Dec	No Bid	No Bid	No Bid
Wheat No. 2	18-Jul	No Bid	No Bid	No Bid
Barley No. 2	18-Jul	No Bid	No Bid	No Bid
Soybeans No. 2	18-Nov	No Bid	No Bid	No Bid

Central Md

Grain	Low	High	Average
Corn No. 2	\$3.90	\$4.24	\$4.05
Wheat No. 2	No Bid	No Bid	No Bid
Barley No. 2	No Bid	No Bid	No Bid
Soybeans No. 2	\$9.73	\$9.73	\$9.73

Central Md

Harvest	Low	High	Average	
Corn No. 2	18-Dec	\$4.17	\$4.17	\$4.17
Wheat No. 2	18-Jul	\$4.24	\$4.24	\$4.24
Barley No. 2	18-Jul	No Bid	No Bid	No Bid
Soybeans No. 2	18-Nov	\$9.60	\$9.60	\$9.60

Western Md

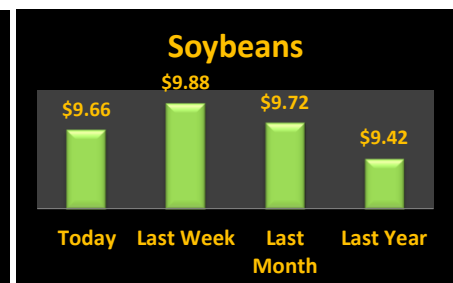
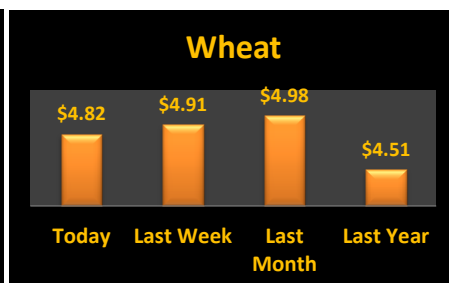
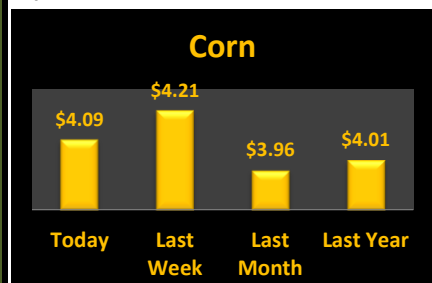
Grain	Low	High	Average
Corn No. 2	\$3.90	\$4.25	\$4.04
Wheat No. 2	\$4.57	\$5.00	\$4.82
Barley No. 2	\$3.00	\$3.20	\$3.05
Soybeans No. 2	\$9.40	\$9.90	\$9.61

Western Md

Harvest	Low	High	Average	
Corn No. 2	18-Dec	\$4.15	\$4.15	\$4.15
Wheat No. 2	18-Jul	\$5.05	\$5.05	\$5.05
Barley No. 2	18-Jul	\$2.60	\$2.60	\$2.60
Soybeans No. 2	18-Nov	\$9.81	\$9.81	\$9.81

State Average

Grain	Today's Low	Today's High	Today's Average	Last Week Average	Compared to Last Week	Avg Last Month	Avg Last Year
Corn No. 2	\$3.90	\$4.25	\$4.09	\$4.21	(\$0.12)	\$3.96	\$4.01
Wheat No. 2	\$4.16	\$5.00	\$4.82	\$4.91	(\$0.08)	\$4.98	\$4.51
Barley No. 3	\$2.25	\$3.20	\$2.61	\$2.63	(\$0.02)	\$2.53	\$3.10
Soybeans No. 2	\$9.40	\$9.90	\$9.66	\$9.88	(\$0.22)	\$9.72	\$9.42



Source: Ag Market News LLC

DeAnne Haas and Dave Wert Reporters

570-490-5587

<http://www.agmarketnews.com>



USDA is an equal opportunity provider and employer.