



# Maryland Grain Bids

Wednesday March 2, 2016

## Cash Bids

## Harvest Bids

### Upper Eastern Shore

Grain	Low	High	Average
Corn No. 2	\$3.71	\$4.04	\$3.84
Wheat No. 2	No Bid	No Bid	No Bid
Barley No. 3	No Bid	No Bid	No Bid
Soybeans No. 2	\$8.17	\$8.73	\$8.48

### Upper Eastern Shore

Harvest	Low	High	Average	
Corn No. 2	16-Dec	\$3.59	\$3.88	\$3.72
Wheat No. 2	16-Jul	\$3.93	\$3.96	\$3.94
Barley No. 3	16-Jul	\$1.91	\$2.20	\$1.97
Soybeans No. 2	16-Nov	\$7.95	\$8.05	\$8.02

### Mid Eastern Shore

Grain	Low	High	Average
Corn No. 2	\$3.76	\$4.01	\$3.87
Wheat No. 2	No Bid	No Bid	No Bid
Barley No. 3	No Bid	No Bid	No Bid
Soybeans No. 2	\$8.17	\$8.48	\$8.27

### Mid Eastern Shore

Harvest	Low	High	Average	
Corn No. 2	16-Dec	\$3.70	\$3.85	\$3.77
Wheat No. 2	16-Jul	\$3.90	\$3.96	\$3.93
Barley No. 3	16-Jul	\$1.91	\$2.20	\$2.10
Soybeans No. 2	16-Nov	\$7.95	\$8.15	\$8.06

### Lower Eastern Shore

Grain	Low	High	Average
Corn No. 2	\$3.86	\$4.06	\$3.93
Wheat No. 2	No Bid	No Bid	No Bid
Barley No. 3	No Bid	No Bid	No Bid
Soybeans No. 2	\$8.63	\$8.68	\$8.66

### Lower Eastern Shore

Harvest	Low	High	Average	
Corn No. 2	16-Dec	\$3.79	\$3.89	\$3.82
Wheat No. 2	16-Jul	\$3.93	\$3.93	\$3.93
Barley No. 3	16-Jul	\$1.91	\$1.91	\$1.91
Soybeans No. 2	16-Nov	\$8.20	\$8.30	\$8.25

### Central Md

Grain	Low	High	Average
Corn No. 2	\$3.36	\$3.90	\$3.71
Wheat No. 2	No Bid	No Bid	No Bid
Barley No. 3	No Bid	No Bid	No Bid
Soybeans No. 2	\$8.18	\$8.44	\$8.31

### Central Md

Harvest	Low	High	Average	
Corn No. 2	16-Dec	No Bid	No Bid	No Bid
Wheat No. 2	16-Jul	\$3.93	\$3.93	\$3.93
Barley No. 3	16-Jul	\$1.91	\$1.91	\$1.91
Soybeans No. 2	16-Nov	\$8.00	\$8.00	\$8.00

### Western Md

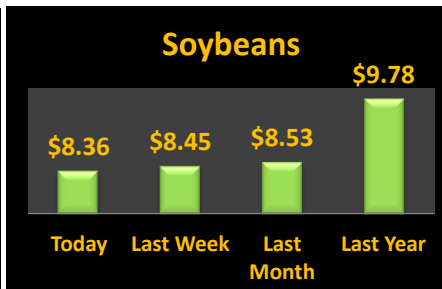
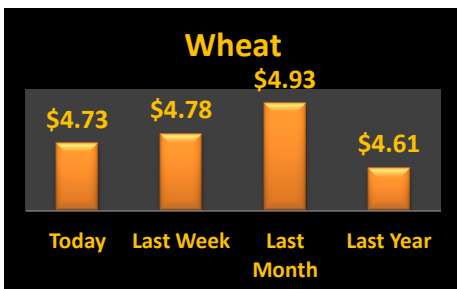
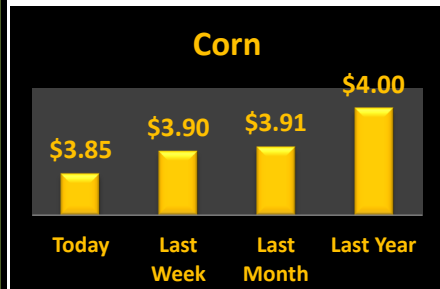
Grain	Low	High	Average
Corn No. 2	\$3.64	\$3.90	\$3.82
Wheat No. 2	\$4.60	\$4.82	\$4.73
Barley No. 3	\$2.30	\$3.00	\$2.76
Soybeans No. 2	\$8.12	\$8.50	\$8.31

### Western Md

Harvest	Low	High	Average	
Corn No. 2	16-Dec	\$3.80	\$3.80	\$3.80
Wheat No. 2	16-Jul	\$4.39	\$4.45	\$4.42
Barley No. 3	16-Jul	\$2.50	\$2.50	\$2.50
Soybeans No. 2	16-Nov	\$8.30	\$8.30	\$8.30

### State Average

Grain	Today's Low	Today's High	Today's Average	Last Week Average	Compared to Last Week	Avg Last Month	Avg Last Year
Corn No. 2	\$3.36	\$4.06	\$3.85	\$3.90	(\$0.05)	\$3.91	\$4.00
Wheat No. 2	\$4.04	\$4.82	\$4.73	\$4.78	(\$0.05)	\$4.93	\$4.61
Barley No. 3	\$2.30	\$3.00	\$2.76	\$2.76	(\$0.00)	\$2.76	\$2.39
Soybeans No. 2	\$8.12	\$8.73	\$8.36	\$8.45	(\$0.09)	\$8.53	\$9.78



Source: Ag Market News LLC

DeAnne Haas and Dave Wert Reporters

570-490-5587

<http://www.agmarketnews.com>



USDA is an equal opportunity provider and employer.