



Maryland Grain Bids

Reporting Date

March 15, 2017

Cash Bids

Harvest Bids

Upper Eastern Shore

Grain	Low	High	Average
Corn No. 2	\$3.47	\$4.03	\$3.76
Wheat No. 2	No Bid	No Bid	No Bid
Barley No. 2	No Bid	No Bid	No Bid
Soybeans No. 2	\$9.29	\$9.54	\$9.49

Upper Eastern Shore

Harvest	Low	High	Average	
Corn No. 2	17-Dec	\$3.88	\$4.09	\$3.94
Wheat No. 2	17-Jul	\$4.06	\$4.11	\$4.10
Barley No. 2	17-Jul	\$2.25	\$2.35	\$2.33
Soybeans No. 2	17-Nov	\$9.20	\$9.40	\$9.31

Mid Eastern Shore

Grain	Low	High	Average
Corn No. 2	\$3.67	\$4.07	\$3.90
Wheat No. 2	No Bid	No Bid	No Bid
Barley No. 2	No Bid	No Bid	No Bid
Soybeans No. 2	\$9.29	\$9.59	\$9.40

Mid Eastern Shore

Harvest	Low	High	Average	
Corn No. 2	17-Dec	\$3.84	\$4.04	\$3.93
Wheat No. 2	17-Jul	\$4.06	\$4.11	\$4.08
Barley No. 2	17-Jul	\$2.25	\$2.35	\$2.28
Soybeans No. 2	17-Nov	\$9.20	\$9.35	\$9.31

Lower Eastern Shore

Grain	Low	High	Average
Corn No. 2	\$3.42	\$4.02	\$3.72
Wheat No. 2	No Bid	No Bid	No Bid
Barley No. 2	No Bid	No Bid	No Bid
Soybeans No. 2	\$9.64	\$9.74	\$9.69

Lower Eastern Shore

Harvest	Low	High	Average	
Corn No. 2	16-Dec	No Bid	No Bid	No Bid
Wheat No. 2	17-Jul	\$4.11	\$4.11	\$4.11
Barley No. 2	17-Jul	\$2.35	\$2.35	\$2.35
Soybeans No. 2	16-Nov	No Bid	No Bid	No Bid

Central Md

Grain	Low	High	Average
Corn No. 2	\$3.35	\$4.18	\$3.50
Wheat No. 2	No Bid	No Bid	No Bid
Barley No. 2	No Bid	No Bid	No Bid
Soybeans No. 2	\$9.44	\$9.50	\$9.47

Central Md

Harvest	Low	High	Average	
Corn No. 2	17-Dec	No Bid	No Bid	No Bid
Wheat No. 2	17-Jul	\$4.11	\$4.11	\$4.11
Barley No. 2	17-Jul	\$2.35	\$2.35	\$2.35
Soybeans No. 2	17-Nov	No Bid	No Bid	No Bid

Western Md

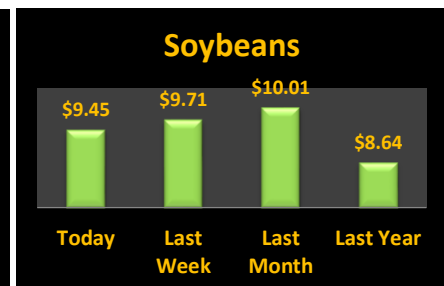
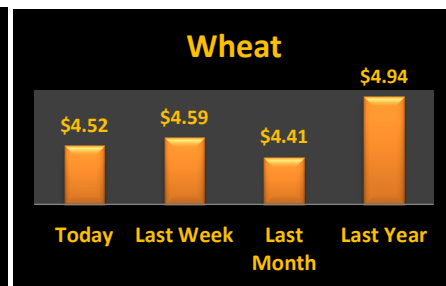
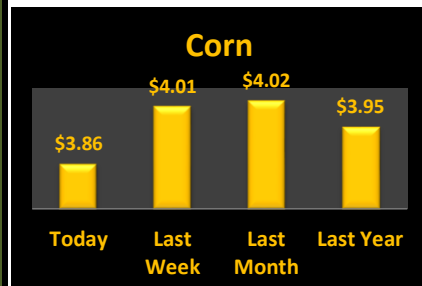
Grain	Low	High	Average
Corn No. 2	\$3.98	\$4.20	\$4.05
Wheat No. 2	\$4.40	\$4.75	\$4.52
Barley No. 2	\$2.80	\$3.35	\$3.10
Soybeans No. 2	\$9.20	\$9.72	\$9.40

Western Md

Harvest	Low	High	Average	
Corn No. 2	17-Dec	\$3.95	\$4.05	\$4.00
Wheat No. 2	17-Jul	\$4.50	\$4.67	\$4.59
Barley No. 2	17-Jul	\$2.50	\$2.50	\$2.50
Soybeans No. 2	17-Nov	\$9.46	\$9.50	\$9.48

State Average

Grain	Today's Low	Today's High	Today's Average	Last Week Average	Compared to Last Week	Avg Last Month	Avg Last Year
Corn No. 2	\$2.35	\$4.20	\$3.86	\$4.01	(\$0.14)	\$4.02	\$3.95
Wheat No. 2	\$4.03	\$4.75	\$4.52	\$4.59	(\$0.07)	\$4.41	\$4.94
Barley No. 3	\$2.80	\$3.35	\$3.10	\$3.04	\$0.06	\$3.10	\$2.81
Soybeans No. 2	\$9.20	\$9.74	\$9.45	\$9.71	(\$0.25)	\$10.01	\$8.64



Source: Ag Market News LLC

DeAnne Haas and Dave Wert Reporters
570-490-5587

<http://www.agmarketnews.com>



USDA is an equal opportunity provider and employer.