



# Maryland Grain Bids

This report is sponsored by Hostetter Grain Inc.

You can contact them at (610)-932-4484 or at [www.hostettergrain.com](http://www.hostettergrain.com)

Reporting Date

Cash Bids

March 14, 2018

Harvest Bids

## Upper Eastern Shore

Grain	Low	High	Average
Corn No. 2	\$4.17	\$4.27	\$4.23
Wheat No. 2	No Bid	No Bid	No Bid
Barley No. 2	\$2.25	\$2.25	\$2.25
Soybeans No. 2	\$9.79	\$9.89	\$9.87

## Upper Eastern Shore

Harvest	Low	High	Average	
Corn No. 2	18-Dec	\$3.95	\$4.22	\$4.08
Wheat No. 2	18-Jul	\$4.60	\$4.61	\$4.60
Barley No. 2	18-Jul	\$2.25	\$2.35	\$2.30
Soybeans No. 2	18-Nov	\$9.64	\$9.84	\$9.77

## Mid Eastern Shore

Grain	Low	High	Average
Corn No. 2	\$4.13	\$4.42	\$4.29
Wheat No. 2	No Bid	No Bid	No Bid
Barley No. 2	\$2.25	\$2.25	\$2.25
Soybeans No. 2	\$9.79	\$9.99	\$9.89

## Mid Eastern Shore

Harvest	Low	High	Average	
Corn No. 2	18-Dec	\$4.10	\$4.30	\$4.16
Wheat No. 2	18-Jul	\$4.60	\$4.61	\$4.60
Barley No. 2	18-Jul	\$2.25	\$2.25	\$2.25
Soybeans No. 2	18-Nov	\$9.64	\$9.94	\$9.77

## Lower Eastern Shore

Grain	Low	High	Average
Corn No. 2	\$4.37	\$4.42	\$4.40
Wheat No. 2	No Bid	No Bid	No Bid
Barley No. 2	No Bid	No Bid	No Bid
Soybeans No. 2	\$9.99	\$10.19	\$10.09

## Lower Eastern Shore

Harvest	Low	High	Average	
Corn No. 2	18-Dec	\$4.15	\$4.25	\$4.20
Wheat No. 2	18-Jul	\$4.60	\$4.60	\$4.60
Barley No. 2	18-Jul	No Bid	No Bid	No Bid
Soybeans No. 2	18-Nov	\$9.94	\$10.09	\$10.02

## Central Md

Grain	Low	High	Average
Corn No. 2	\$3.77	\$4.01	\$3.89
Wheat No. 2	No Bid	No Bid	No Bid
Barley No. 2	No Bid	No Bid	No Bid
Soybeans No. 2	\$9.94	\$9.94	\$9.94

## Central Md

Harvest	Low	High	Average	
Corn No. 2	18-Dec	No Bid	No Bid	No Bid
Wheat No. 2	18-Jul	\$4.65	\$4.65	\$4.65
Barley No. 2	18-Jul	No Bid	No Bid	No Bid
Soybeans No. 2	18-Nov	\$9.84	\$9.84	\$9.84

## Western Md

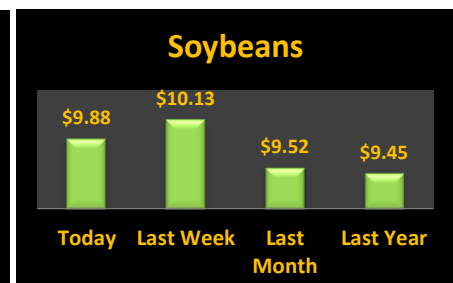
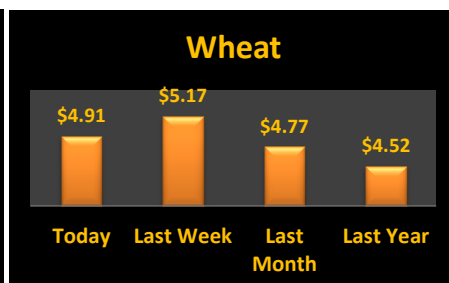
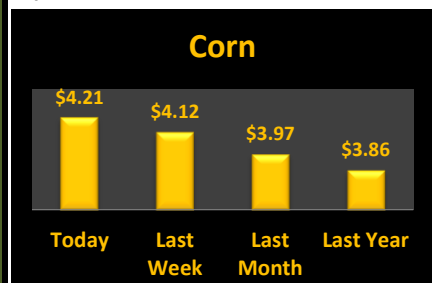
Grain	Low	High	Average
Corn No. 2	\$4.00	\$4.25	\$4.07
Wheat No. 2	\$4.90	\$4.91	\$4.91
Barley No. 2	\$3.00	\$3.00	\$3.00
Soybeans No. 2	\$9.50	\$9.81	\$9.69

## Western Md

Harvest	Low	High	Average	
Corn No. 2	18-Dec	\$4.16	\$4.32	\$4.24
Wheat No. 2	18-Jul	\$5.28	\$5.28	\$5.28
Barley No. 2	18-Jul	\$2.60	\$2.60	\$2.60
Soybeans No. 2	18-Nov	\$9.72	\$9.78	\$9.75

## State Average

Grain	Today's			Last Week	Compared to	Avg Last	
	Low	High	Average			Last Week	Month
Corn No. 2	\$3.77	\$4.42	\$4.21	\$4.12	\$0.10	\$3.97	\$3.86
Wheat No. 2	\$4.27	\$4.91	\$4.91	\$5.17	(\$0.27)	\$4.77	\$4.52
Barley No. 3	\$2.25	\$3.00	\$2.63	\$2.61	\$0.02	\$2.57	\$3.10
Soybeans No. 2	\$9.50	\$10.19	\$9.88	\$10.13	(\$0.24)	\$9.52	\$9.45



Source: Ag Market News LLC

DeAnne Haas and Dave Wert Reporters

570-490-5587

<http://www.agmarketnews.com>



USDA is an equal opportunity provider and employer.