



Maryland Grain Bids

Reporting Date

Cash Bids

March 1, 2017

Harvest Bids

Upper Eastern Shore

Grain	Low	High	Average
Corn No. 2	\$3.59	\$4.10	\$3.89
Wheat No. 2	No Bid	No Bid	No Bid
Barley No. 2	No Bid	No Bid	No Bid
Soybeans No. 2	\$9.66	\$9.91	\$9.86

Upper Eastern Shore

Harvest	Low	High	Average	
Corn No. 2	17-Dec	\$3.97	\$4.20	\$4.04
Wheat No. 2	17-Jul	\$4.19	\$4.29	\$4.25
Barley No. 2	17-Jul	\$2.25	\$2.25	\$2.25
Soybeans No. 2	17-Nov	\$9.43	\$9.65	\$9.57

Mid Eastern Shore

Grain	Low	High	Average
Corn No. 2	\$3.79	\$4.19	\$4.03
Wheat No. 2	No Bid	No Bid	No Bid
Barley No. 2	No Bid	No Bid	No Bid
Soybeans No. 2	\$9.66	\$10.16	\$9.81

Mid Eastern Shore

Harvest	Low	High	Average	
Corn No. 2	17-Dec	\$3.97	\$4.14	\$4.05
Wheat No. 2	17-Jul	\$4.19	\$4.29	\$4.22
Barley No. 2	17-Jul	\$2.25	\$2.35	\$2.28
Soybeans No. 2	17-Nov	\$9.43	\$9.66	\$9.57

Lower Eastern Shore

Grain	Low	High	Average
Corn No. 2	\$3.54	\$4.14	\$3.84
Wheat No. 2	No Bid	No Bid	No Bid
Barley No. 2	No Bid	No Bid	No Bid
Soybeans No. 2	\$10.01	\$10.11	\$10.06

Lower Eastern Shore

Harvest	Low	High	Average	
Corn No. 2	17-Dec	No Bid	No Bid	No Bid
Wheat No. 2	17-Jul	\$4.29	\$4.29	\$4.29
Barley No. 2	17-Jul	No Bid	No Bid	No Bid
Soybeans No. 2	17-Nov	No Bid	No Bid	No Bid

Central Md

Grain	Low	High	Average
Corn No. 2	\$3.54	\$4.23	\$3.96
Wheat No. 2	No Bid	No Bid	No Bid
Barley No. 2	No Bid	No Bid	No Bid
Soybeans No. 2	\$9.81	\$9.88	\$9.85

Central Md

Harvest	Low	High	Average	
Corn No. 2	17-Dec	No Bid	No Bid	No Bid
Wheat No. 2	17-Jul	\$4.29	\$4.29	\$4.29
Barley No. 2	17-Jul	No Bid	No Bid	No Bid
Soybeans No. 2	17-Nov	No Bid	No Bid	No Bid

Western Md

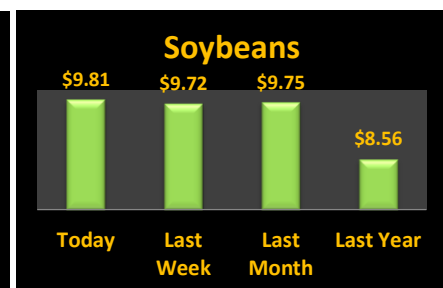
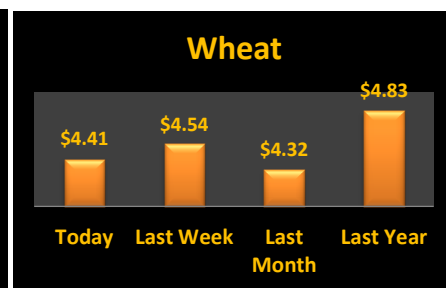
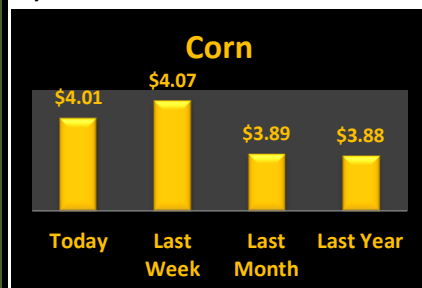
Grain	Low	High	Average
Corn No. 2	\$4.05	\$4.20	\$4.11
Wheat No. 2	\$4.34	\$4.50	\$4.41
Barley No. 2	\$2.80	\$3.35	\$3.06
Soybeans No. 2	\$9.30	\$9.71	\$9.57

Western Md

Harvest	Low	High	Average	
Corn No. 2	17-Dec	\$4.05	\$4.15	\$4.10
Wheat No. 2	17-Jul	\$4.63	\$4.80	\$4.72
Barley No. 2	17-Jul	\$2.50	\$2.50	\$2.50
Soybeans No. 2	17-Nov	\$9.65	\$9.75	\$9.70

State Average

Grain	Today's			Last Week	Compared to	Avg Last	
	Low	High	Average			Month	Year
Corn No. 2	\$3.54	\$4.23	\$4.01	\$4.07	(\$0.06)	\$3.89	\$3.88
Wheat No. 2	\$4.10	\$4.50	\$4.41	\$4.54	(\$0.13)	\$4.32	\$4.83
Barley No. 3	\$2.80	\$3.35	\$1.53	\$3.06	(\$1.53)	\$3.04	\$2.76
Soybeans No. 2	\$9.30	\$10.16	\$9.81	\$9.72	\$0.09	\$9.75	\$8.56



Source: Ag Market News LLC

DeAnne Haas and Dave Wert Reporters
570-490-5587

<http://www.agmarketnews.com>



USDA is an equal opportunity provider and employer.