



Maryland Grain Bids

This report is sponsored by Hostetter Grain Inc.

You can contact them at (610)-932-4484 or at www.hostettergrain.com

Reporting Date

Cash Bids

February 7, 2018

Harvest Bids

Upper Eastern Shore

Grain	Low	High	Average
Corn No. 2	\$3.64	\$4.03	\$3.86
Wheat No. 2	No Bid	No Bid	No Bid
Barley No. 2	\$2.25	\$2.25	\$2.25
Soybeans No. 2	\$9.16	\$9.31	\$9.27

Upper Eastern Shore

Harvest	Low	High	Average	
Corn No. 2	18-Dec	\$3.79	\$4.05	\$3.92
Wheat No. 2	18-Jul	\$4.28	\$4.28	\$4.28
Barley No. 2	18-Jul	\$2.25	\$2.25	\$2.25
Soybeans No. 2	18-Nov	\$9.26	\$9.46	\$9.39

Mid Eastern Shore

Grain	Low	High	Average
Corn No. 2	\$3.84	\$4.09	\$3.94
Wheat No. 2	\$0.00	\$0.00	#DIV/0!
Barley No. 2	\$2.25	\$2.25	\$2.25
Soybeans No. 2	\$9.16	\$9.41	\$9.27

Mid Eastern Shore

Harvest	Low	High	Average	
Corn No. 2	18-Dec	\$3.93	\$4.14	\$4.00
Wheat No. 2	18-Jul	\$4.28	\$4.28	\$4.28
Barley No. 2	18-Jul	\$2.25	\$2.25	\$2.25
Soybeans No. 2	18-Nov	\$9.26	\$9.56	\$9.38

Lower Eastern Shore

Grain	Low	High	Average
Corn No. 2	\$3.79	\$4.19	\$4.04
Wheat No. 2	No Bid	No Bid	No Bid
Barley No. 2	No Bid	No Bid	No Bid
Soybeans No. 2	\$0.00	\$9.56	\$6.32

Lower Eastern Shore

Harvest	Low	High	Average	
Corn No. 2	18-Dec	\$3.99	\$4.09	\$4.02
Wheat No. 2	18-Jul	\$4.28	\$4.28	\$4.28
Barley No. 2	18-Jul	No Bid	No Bid	No Bid
Soybeans No. 2	18-Nov	\$9.56	\$9.71	\$9.64

Central Md

Grain	Low	High	Average
Corn No. 2	\$3.44	\$3.96	\$3.77
Wheat No. 2	No Bid	No Bid	No Bid
Barley No. 2	No Bid	No Bid	No Bid
Soybeans No. 2	\$9.31	\$9.31	\$9.31

Central Md

Harvest	Low	High	Average	
Corn No. 2	18-Dec	No Bid	No Bid	No Bid
Wheat No. 2	18-Jul	\$4.33	\$4.33	\$4.33
Barley No. 2	18-Jul	No Bid	No Bid	No Bid
Soybeans No. 2	18-Nov	\$9.46	\$9.46	\$9.46

Western Md

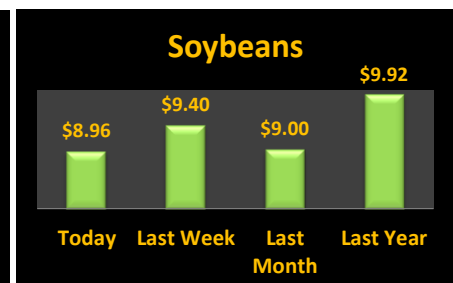
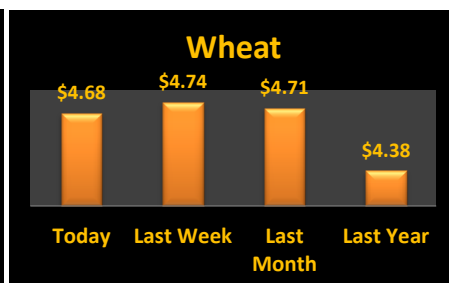
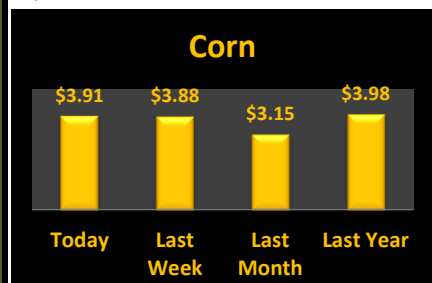
Grain	Low	High	Average
Corn No. 2	\$3.75	\$4.14	\$3.91
Wheat No. 2	\$4.50	\$4.85	\$4.68
Barley No. 2	\$2.85	\$3.00	\$2.96
Soybeans No. 2	\$9.25	\$9.36	\$9.31

Western Md

Harvest	Low	High	Average	
Corn No. 2	18-Dec	\$3.93	\$3.93	\$3.93
Wheat No. 2	18-Jul	\$4.81	\$5.18	\$5.00
Barley No. 2	18-Jul	\$2.60	\$2.60	\$2.60
Soybeans No. 2	18-Nov	\$9.45	\$9.45	\$9.45

State Average

Grain	Today's			Last Week	Compared to	Avg Last	
	Low	High	Average			Month	Year
Corn No. 2	\$3.44	\$4.19	\$3.91	\$3.88	\$0.03	\$3.15	\$3.98
Wheat No. 2	\$4.03	\$4.85	\$4.68	\$4.74	(\$0.06)	\$4.71	\$4.38
Barley No. 3	\$2.25	\$3.00	\$2.57	\$2.57	\$0.00	\$2.38	\$3.04
Soybeans No. 2	\$9.16	\$9.56	\$8.96	\$9.40	(\$0.43)	\$9.00	\$9.92



Source: Ag Market News LLC

DeAnne Haas and Dave Wert Reporters

570-490-5587

<http://www.agmarketnews.com>



USDA is an equal opportunity provider and employer.