



Maryland Grain Bids

This report is sponsored by Hostetter Grain Inc.

You can contact them at (610)-932-4484 or at www.hostettergrain.com

Reporting Date

Cash Bids

February 28, 2018

Harvest Bids

Upper Eastern Shore

Grain	Low	High	Average
Corn No. 2	\$3.71	\$4.10	\$3.93
Wheat No. 2	No Bid	No Bid	No Bid
Barley No. 2	\$2.25	\$2.25	\$2.25
Soybeans No. 2	\$9.73	\$9.86	\$9.81

Upper Eastern Shore

Harvest	Low	High	Average	
Corn No. 2	18-Dec	\$3.85	\$4.10	\$3.98
Wheat No. 2	18-Jul	\$4.46	\$4.46	\$4.46
Barley No. 2	18-Jul	\$2.25	\$2.25	\$2.25
Soybeans No. 2	18-Nov	\$9.52	\$9.72	\$9.66

Mid Eastern Shore

Grain	Low	High	Average
Corn No. 2	\$3.91	\$4.16	\$4.03
Wheat No. 2	No Bid	No Bid	No Bid
Barley No. 2	\$2.25	\$2.25	\$2.25
Soybeans No. 2	\$9.73	\$9.93	\$9.84

Mid Eastern Shore

Harvest	Low	High	Average	
Corn No. 2	18-Dec	\$3.99	\$4.20	\$4.06
Wheat No. 2	18-Jul	\$4.46	\$4.46	\$4.46
Barley No. 2	18-Jul	\$2.25	\$2.25	\$2.25
Soybeans No. 2	18-Nov	\$9.52	\$9.82	\$9.66

Lower Eastern Shore

Grain	Low	High	Average
Corn No. 2	\$3.86	\$4.21	\$4.06
Wheat No. 2	No Bid	No Bid	No Bid
Barley No. 2	No Bid	No Bid	No Bid
Soybeans No. 2	\$9.93	\$10.13	\$10.03

Lower Eastern Shore

Harvest	Low	High	Average	
Corn No. 2	18-Dec	\$4.05	\$4.15	\$4.08
Wheat No. 2	18-Jul	\$4.46	\$4.46	\$4.46
Barley No. 2	18-Jul	No Bid	No Bid	No Bid
Soybeans No. 2	18-Nov	\$9.82	\$9.97	\$9.90

Central Md

Grain	Low	High	Average
Corn No. 2	\$3.51	\$4.01	\$3.84
Wheat No. 2	No Bid	No Bid	No Bid
Barley No. 2	No Bid	No Bid	No Bid
Soybeans No. 2	\$9.83	\$9.83	\$9.83

Central Md

Harvest	Low	High	Average	
Corn No. 2	18-Dec	No Bid	No Bid	No Bid
Wheat No. 2	18-Jul	\$4.51	\$4.51	\$4.51
Barley No. 2	18-Jul	No Bid	No Bid	No Bid
Soybeans No. 2	18-Nov	\$9.72	\$9.72	\$9.72

Western Md

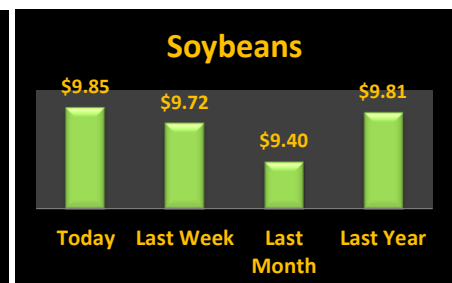
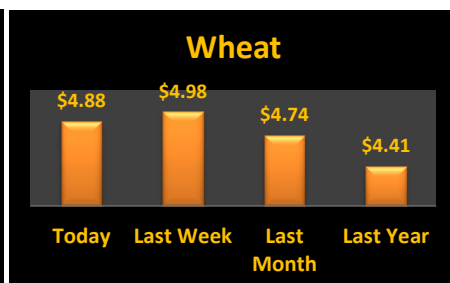
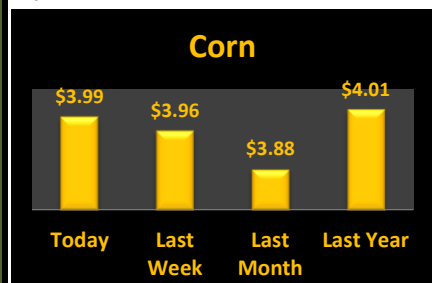
Grain	Low	High	Average
Corn No. 2	\$3.95	\$4.00	\$3.98
Wheat No. 2	\$4.80	\$4.98	\$4.88
Barley No. 2	\$2.90	\$4.20	\$3.28
Soybeans No. 2	\$9.65	\$9.96	\$9.82

Western Md

Harvest	Low	High	Average	
Corn No. 2	18-Dec	\$4.10	\$4.19	\$4.15
Wheat No. 2	18-Jul	\$5.10	\$5.10	\$5.10
Barley No. 2	18-Jul	\$2.50	\$2.50	\$2.50
Soybeans No. 2	18-Nov	\$9.63	\$9.83	\$9.73

State Average

Grain	Today's Low	Today's High	Today's Average	Last Week Average	Compared to Last Week	Avg Last Month	Avg Last Year
Corn No. 2	\$3.51	\$4.21	\$3.99	\$3.96	\$0.03	\$3.88	\$4.01
Wheat No. 2	\$4.10	\$4.98	\$4.88	\$4.98	(\$0.10)	\$4.74	\$4.41
Barley No. 3	\$2.25	\$4.20	\$2.71	\$2.53	\$0.17	\$2.57	\$1.53
Soybeans No. 2	\$9.65	\$10.13	\$9.85	\$9.72	\$0.13	\$9.40	\$9.81



Source: Ag Market News LLC

DeAnne Haas and Dave Wert Reporters

570-490-5587

<http://www.agmarketnews.com>



USDA is an equal opportunity provider and employer.