



Maryland Grain Bids

Wednesday February 24, 2016

Cash Bids

Harvest Bids

Upper Eastern Shore

Grain	Low	High	Average
Corn No. 2	\$3.72	\$4.10	\$3.87
Wheat No. 2	No Bid	No Bid	No Bid
Barley No. 3	No Bid	No Bid	No Bid
Soybeans No. 2	\$8.29	\$8.59	\$8.51

Upper Eastern Shore

Grain	Harvest	Low	High	Average
Corn No. 2	16-Dec	\$3.71	\$3.96	\$3.83
Wheat No. 2	16-Jul	\$4.04	\$4.06	\$4.04
Barley No. 3	16-Jul	\$1.97	\$1.97	\$1.97
Soybeans No. 2	16-Nov	\$8.02	\$8.17	\$8.12

Mid Eastern Shore

Grain	Low	High	Average
Corn No. 2	\$3.82	\$4.02	\$3.93
Wheat No. 2	No Bid	No Bid	No Bid
Barley No. 3	No Bid	No Bid	No Bid
Soybeans No. 2	\$8.29	\$8.64	\$8.40

Mid Eastern Shore

Grain	Harvest	Low	High	Average
Corn No. 2	16-Dec	\$3.81	\$3.96	\$3.88
Wheat No. 2	16-Jul	\$4.04	\$4.06	\$4.05
Barley No. 3	16-Jul	\$1.97	\$1.97	\$1.97
Soybeans No. 2	16-Nov	\$8.02	\$8.27	\$8.15

Lower Eastern Shore

Grain	Low	High	Average
Corn No. 2	\$4.07	\$4.07	\$4.07
Wheat No. 2	No Bid	No Bid	No Bid
Barley No. 3	No Bid	No Bid	No Bid
Soybeans No. 2	\$8.69	\$8.84	\$8.77

Lower Eastern Shore

Grain	Harvest	Low	High	Average
Corn No. 2	16-Dec	\$3.91	\$4.01	\$3.94
Wheat No. 2	16-Jul	\$4.04	\$4.04	\$4.04
Barley No. 3	16-Jul	\$2.02	\$2.02	\$2.02
Soybeans No. 2	16-Nov	\$8.32	\$8.42	\$8.37

Central Md

Grain	Low	High	Average
Corn No. 2	\$3.42	\$4.00	\$3.77
Wheat No. 2	No Bid	No Bid	No Bid
Barley No. 3	No Bid	No Bid	No Bid
Soybeans No. 2	\$8.29	\$8.50	\$8.40

Central Md

Grain	Harvest	Low	High	Average
Corn No. 2	16-Dec	No Bid	No Bid	No Bid
Wheat No. 2	16-Jul	\$4.04	\$4.04	\$4.04
Barley No. 3	16-Jul	\$1.97	\$1.97	\$1.97
Soybeans No. 2	16-Nov	\$8.12	\$8.12	\$8.12

Western Md

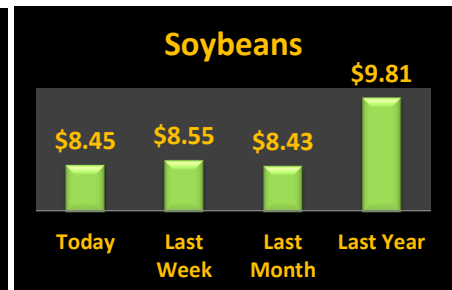
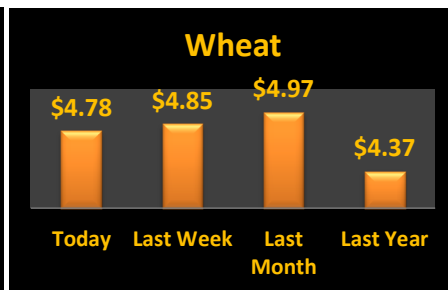
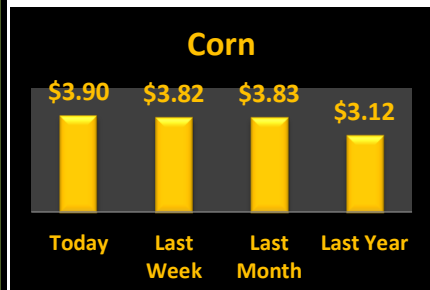
Grain	Low	High	Average
Corn No. 2	\$3.70	\$4.00	\$3.88
Wheat No. 2	\$4.70	\$4.82	\$4.78
Barley No. 3	\$2.30	\$3.00	\$2.76
Soybeans No. 2	\$8.19	\$8.68	\$8.40

Western Md

Grain	Harvest	Low	High	Average
Corn No. 2	16-Dec	\$3.90	\$3.90	\$3.90
Wheat No. 2	16-Jul	\$4.42	\$4.61	\$4.52
Barley No. 3	16-Jul	\$2.50	\$2.50	\$2.50
Soybeans No. 2	16-Nov	\$8.40	\$8.40	\$8.40

State Average

Grain	Today's Low	Today's High	Today's Average	Last Week Average	Compared to Last Week	Avg Last Month	Avg Last Year
Corn No. 2	\$3.42	\$4.10	\$3.90	\$3.82	\$0.08	\$3.83	\$3.12
Wheat No. 2	\$4.10	\$4.82	\$4.78	\$4.85	(\$0.07)	\$4.97	\$4.37
Barley No. 3	\$0.00	\$3.00	\$2.76	\$2.76	(\$0.00)	\$2.73	\$2.60
Soybeans No. 2	\$8.19	\$8.84	\$8.45	\$8.55	(\$0.10)	\$8.43	\$9.81



Source: Ag Market News LLC
 DeAnne Haas and Dave Wert Reporters
 570-490-5587
<http://www.agmarketnews.com>



USDA is an equal opportunity provider and employer.