



Maryland Grain Bids

Reporting Date

February 22, 2017

Cash Bids

Harvest Bids

Upper Eastern Shore

Grain	Low	High	Average
Corn No. 2	\$3.94	\$3.94	\$3.94
Wheat No. 2	No Bid	No Bid	No Bid
Barley No. 2	No Bid	No Bid	No Bid
Soybeans No. 2	\$9.61	\$9.81	\$9.71

Upper Eastern Shore

Harvest	Low	High	Average	
Corn No. 2	17-Dec	\$3.59	\$4.01	\$3.84
Wheat No. 2	17-Jul	\$4.06	\$4.29	\$4.24
Barley No. 2	17-Jul	\$2.25	\$2.50	\$2.36
Soybeans No. 2	17-Nov	\$9.40	\$9.81	\$9.66

Mid Eastern Shore

Grain	Low	High	Average
Corn No. 2	\$3.94	\$4.14	\$4.03
Wheat No. 2	No Bid	No Bid	No Bid
Barley No. 2	No Bid	No Bid	No Bid
Soybeans No. 2	\$9.61	\$10.05	\$9.71

Mid Eastern Shore

Harvest	Low	High	Average	
Corn No. 2	17-Dec	\$3.79	\$4.16	\$4.02
Wheat No. 2	17-Jul	\$4.24	\$4.29	\$4.26
Barley No. 2	17-Jul	\$2.25	\$2.35	\$2.28
Soybeans No. 2	17-Nov	\$9.40	\$9.91	\$9.57

Lower Eastern Shore

Grain	Low	High	Average
Corn No. 2	\$4.14	\$4.14	\$4.14
Wheat No. 2	No Bid	No Bid	No Bid
Barley No. 2	No Bid	No Bid	No Bid
Soybeans No. 2	\$9.71	\$19.42	\$9.71

Lower Eastern Shore

Harvest	Low	High	Average	
Corn No. 2	17-Dec	\$3.84	\$4.14	\$3.99
Wheat No. 2	17-Jul	\$4.29	\$4.29	\$4.29
Barley No. 2	17-Jul	\$2.35	\$2.35	\$2.35
Soybeans No. 2	17-Nov	\$9.96	\$10.06	\$10.01

Central Md

Grain	Low	High	Average
Corn No. 2	\$4.05	\$4.25	\$4.15
Wheat No. 2	No Bid	No Bid	No Bid
Barley No. 2	No Bid	No Bid	No Bid
Soybeans No. 2	\$9.92	\$9.92	\$9.92

Central Md

Harvest	Low	High	Average	
Corn No. 2	17-Dec	No Bid	No Bid	No Bid
Wheat No. 2	17-Jul	\$4.29	\$4.29	\$4.29
Barley No. 2	17-Jul	\$2.35	\$2.35	\$2.35
Soybeans No. 2	17-Nov	No Bid	No Bid	No Bid

Western Md

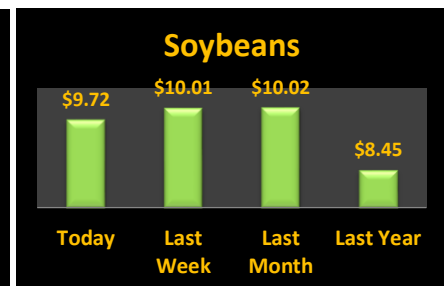
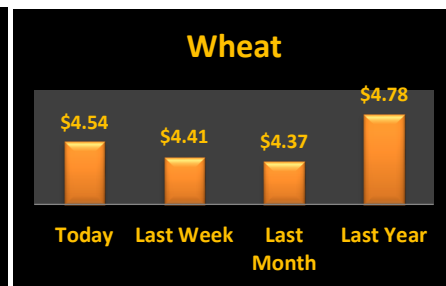
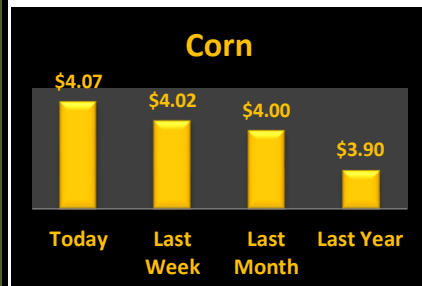
Grain	Low	High	Average
Corn No. 2	\$4.03	\$4.20	\$4.10
Wheat No. 2	\$4.40	\$4.78	\$4.54
Barley No. 2	\$2.80	\$3.35	\$3.06
Soybeans No. 2	\$9.35	\$10.00	\$9.67

Western Md

Harvest	Low	High	Average	
Corn No. 2	17-Dec	\$4.05	\$4.17	\$4.11
Wheat No. 2	17-Jul	\$4.67	\$4.88	\$4.78
Barley No. 2	17-Jul	\$2.50	\$2.50	\$2.50
Soybeans No. 2	17-Nov	\$9.65	\$9.70	\$9.68

State Average

Grain	Today's			Last Week	Compared to	Avg Last	
	Low	High	Average			Month	Year
Corn No. 2	\$3.94	\$4.25	\$4.07	\$4.02	\$0.05	\$4.00	\$3.90
Wheat No. 2	\$3.94	\$4.78	\$4.54	\$4.41	\$0.13	\$4.37	\$4.78
Barley No. 3	\$2.80	\$3.35	\$3.06	\$3.10	(\$0.04)	\$2.96	\$2.76
Soybeans No. 2	\$9.35	\$10.05	\$9.72	\$10.01	(\$0.29)	\$10.02	\$8.45



Source: Ag Market News LLC

DeAnne Haas and Dave Wert Reporters
570-490-5587

<http://www.agmarketnews.com>



USDA is an equal opportunity provider and employer.