



# Maryland Grain Bids

This report is sponsored by Hostetter Grain Inc.

You can contact them at (610)-932-4484 or at [www.hostettergrain.com](http://www.hostettergrain.com)

Reporting Date

Cash Bids

February 21, 2018

Harvest Bids

## Upper Eastern Shore

Grain	Low	High	Average
Corn No. 2	\$3.68	\$4.05	\$3.90
Wheat No. 2	No Bid	No Bid	No Bid
Barley No. 2	\$2.25	\$2.25	\$2.25
Soybeans No. 2	\$9.62	\$9.76	\$9.67

## Upper Eastern Shore

Harvest	Low	High	Average	
Corn No. 2	18-Dec	\$3.79	\$4.05	\$3.92
Wheat No. 2	18-Jul	\$4.33	\$4.42	\$4.39
Barley No. 2	18-Jul	\$2.25	\$2.25	\$2.25
Soybeans No. 2	18-Nov	\$9.45	\$9.62	\$9.56

## Mid Eastern Shore

Grain	Low	High	Average
Corn No. 2	\$3.88	\$4.13	\$4.00
Wheat No. 2	No Bid	No Bid	No Bid
Barley No. 2	\$2.25	\$2.25	\$2.25
Soybeans No. 2	\$9.62	\$9.81	\$9.73

## Mid Eastern Shore

Harvest	Low	High	Average	
Corn No. 2	18-Dec	\$3.96	\$4.16	\$4.03
Wheat No. 2	18-Jul	\$4.33	\$4.42	\$4.36
Barley No. 2	18-Jul	\$2.25	\$2.25	\$2.25
Soybeans No. 2	18-Nov	\$9.45	\$9.72	\$9.58

## Lower Eastern Shore

Grain	Low	High	Average
Corn No. 2	\$3.83	\$4.23	\$4.08
Wheat No. 2	No Bid	No Bid	No Bid
Barley No. 2	No Bid	No Bid	No Bid
Soybeans No. 2	\$9.77	\$9.97	\$9.87

## Lower Eastern Shore

Harvest	Low	High	Average	
Corn No. 2	18-Dec	\$4.02	\$4.12	\$4.05
Wheat No. 2	18-Jul	\$4.42	\$4.42	\$4.42
Barley No. 2	18-Jul	No Bid	No Bid	No Bid
Soybeans No. 2	18-Nov	\$9.72	\$9.87	\$9.80

## Central Md

Grain	Low	High	Average
Corn No. 2	\$3.48	\$4.01	\$3.81
Wheat No. 2	No Bid	No Bid	No Bid
Barley No. 2	No Bid	No Bid	No Bid
Soybeans No. 2	\$9.67	\$9.67	\$9.67

## Central Md

Harvest	Low	High	Average	
Corn No. 2	18-Dec	No Bid	No Bid	No Bid
Wheat No. 2	18-Jul	\$4.47	\$4.47	\$4.47
Barley No. 2	18-Jul	No Bid	No Bid	No Bid
Soybeans No. 2	18-Nov	\$9.62	\$9.62	\$9.62

## Western Md

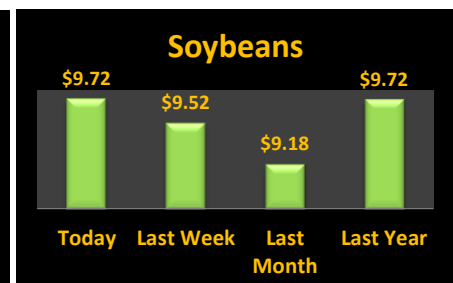
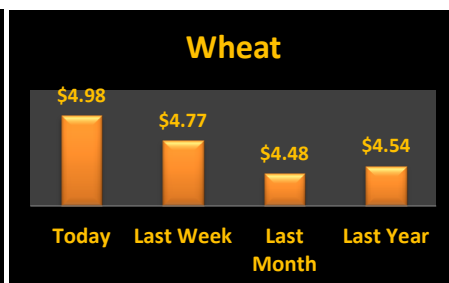
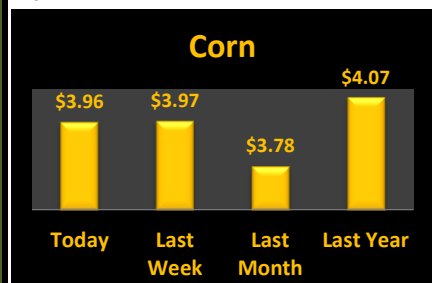
Grain	Low	High	Average
Corn No. 2	\$3.95	\$3.97	\$3.96
Wheat No. 2	\$4.95	\$5.00	\$4.98
Barley No. 2	\$2.95	\$3.05	\$3.00
Soybeans No. 2	\$9.60	\$9.76	\$9.69

## Western Md

Harvest	Low	High	Average	
Corn No. 2	18-Dec	\$4.07	\$4.16	\$4.12
Wheat No. 2	18-Jul	\$4.35	\$5.02	\$4.69
Barley No. 2	18-Jul	\$2.40	\$2.40	\$2.40
Soybeans No. 2	18-Nov	\$9.62	\$9.72	\$9.67

## State Average

Grain	Today's Low	Today's High	Today's Average	Last Week Average	Compared to Last Week	Avg Last Month	Avg Last Year
Corn No. 2	\$3.48	\$4.23	\$3.96	\$3.97	(\$0.00)	\$3.78	\$4.07
Wheat No. 2	\$4.05	\$5.00	\$4.98	\$4.77	\$0.22	\$4.48	\$4.54
Barley No. 3	\$2.25	\$3.05	\$2.53	\$2.57	(\$0.04)	\$2.57	\$3.06
Soybeans No. 2	\$9.60	\$9.97	\$9.72	\$9.52	\$0.20	\$9.18	\$9.72



Source: Ag Market News LLC

DeAnne Haas and Dave Wert Reporters

570-490-5587

<http://www.agmarketnews.com>



USDA is an equal opportunity provider and employer.