



# Maryland Grain Bids

This report is sponsored by Hostetter Grain Inc.

You can contact them at (610)-932-4484 or at [www.hostettergrain.com](http://www.hostettergrain.com)

Reporting Date

Cash Bids

February 14, 2018

Harvest Bids

## Upper Eastern Shore

Grain	Low	High	Average
Corn No. 2	\$3.87	\$4.06	\$3.97
Wheat No. 2	No Bid	No Bid	No Bid
Barley No. 2	\$2.25	\$2.25	\$2.25
Soybeans No. 2	\$9.42	\$9.57	\$9.51

## Upper Eastern Shore

Harvest	Low	High	Average	
Corn No. 2	18-Dec	\$3.96	\$4.16	\$4.01
Wheat No. 2	18-Jul	\$4.43	\$4.43	\$4.43
Barley No. 2	18-Jul	\$2.25	\$2.25	\$2.25
Soybeans No. 2	18-Nov	\$9.39	\$9.59	\$9.48

## Mid Eastern Shore

Grain	Low	High	Average
Corn No. 2	\$3.87	\$4.02	\$3.97
Wheat No. 2	No Bid	No Bid	No Bid
Barley No. 2	\$2.25	\$2.25	\$2.25
Soybeans No. 2	\$9.42	\$9.60	\$9.52

## Mid Eastern Shore

Harvest	Low	High	Average	
Corn No. 2	18-Dec	\$3.96	\$4.16	\$4.03
Wheat No. 2	18-Jul	\$4.43	\$4.43	\$4.43
Barley No. 2	18-Jul	\$2.25	\$2.25	\$2.25
Soybeans No. 2	18-Nov	\$9.39	\$9.54	\$9.49

## Lower Eastern Shore

Grain	Low	High	Average
Corn No. 2	No Bid	No Bid	No Bid
Wheat No. 2	No Bid	No Bid	No Bid
Barley No. 2	No Bid	No Bid	No Bid
Soybeans No. 2	No Bid	No Bid	No Bid

## Lower Eastern Shore

Harvest	Low	High	Average	
Corn No. 2	18-Dec	No Bid	No Bid	No Bid
Wheat No. 2	18-Jul	No Bid	No Bid	No Bid
Barley No. 2	18-Jul	No Bid	No Bid	No Bid
Soybeans No. 2	18-Nov	No Bid	No Bid	No Bid

## Central Md

Grain	Low	High	Average
Corn No. 2	\$3.96	\$4.01	\$3.99
Wheat No. 2	No Bid	No Bid	No Bid
Barley No. 2	No Bid	No Bid	No Bid
Soybeans No. 2	No Bid	No Bid	No Bid

## Central Md

Harvest	Low	High	Average	
Corn No. 2	18-Dec	No Bid	No Bid	No Bid
Wheat No. 2	18-Jul	No Bid	No Bid	No Bid
Barley No. 2	18-Jul	No Bid	No Bid	No Bid
Soybeans No. 2	18-Nov	No Bid	No Bid	No Bid

## Western Md

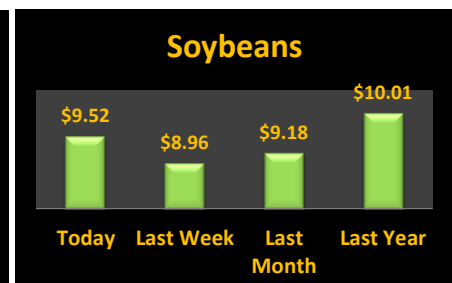
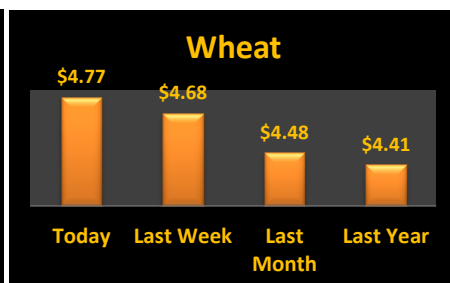
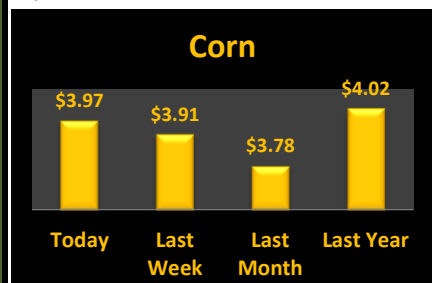
Grain	Low	High	Average
Corn No. 2	\$3.80	\$4.17	\$3.96
Wheat No. 2	\$4.60	\$5.00	\$4.77
Barley No. 2	\$2.85	\$3.00	\$2.96
Soybeans No. 2	\$9.45	\$9.50	\$9.48

## Western Md

Harvest	Low	High	Average	
Corn No. 2	18-Dec	\$4.10	\$4.10	\$4.10
Wheat No. 2	18-Jul	\$4.95	\$4.95	\$4.95
Barley No. 2	18-Jul	\$2.50	\$2.50	\$2.50
Soybeans No. 2	18-Nov	\$9.60	\$9.60	\$9.60

## State Average

Grain	Today's		Today's Average	Last Week Average	Compared to Last Week	Avg Last Month	Avg Last Year
	Low	High					
Corn No. 2	\$0.00	\$4.17	\$3.97	\$3.91	\$0.06	\$3.78	\$4.02
Wheat No. 2	\$4.06	\$5.00	\$4.77	\$4.68	\$0.08	\$4.48	\$4.41
Barley No. 3	\$0.00	\$3.00	\$2.57	\$2.57	\$0.00	\$2.57	\$3.10
Soybeans No. 2	\$0.00	\$9.60	\$9.52	\$8.96	\$0.55	\$9.18	\$10.01



Source: Ag Market News LLC

DeAnne Haas and Dave Wert Reporters

570-490-5587

<http://www.agmarketnews.com>



USDA is an equal opportunity provider and employer.