



Maryland Grain Bids

Wednesday February 10, 2016

Cash Bids

Harvest Bids

Upper Eastern Shore

Grain	Low	High	Average
Corn No. 2	\$3.63	\$4.00	\$3.77
Wheat No. 2	No Bid	No Bid	No Bid
Barley No. 3	No Bid	No Bid	No Bid
Soybeans No. 2	\$8.13	\$8.53	\$8.41

Upper Eastern Shore

Harvest	Low	High	Average	
Corn No. 2	16-Dec	\$3.69	\$3.90	\$3.80
Wheat No. 2	16-Jul	\$4.06	\$4.07	\$4.07
Barley No. 3	16-Jul	\$1.97	\$1.97	\$1.97
Soybeans No. 2	16-Nov	\$7.98	\$8.10	\$8.05

Mid Eastern Shore

Grain	Low	High	Average
Corn No. 2	\$3.71	\$3.91	\$3.85
Wheat No. 2	No Bid	No Bid	No Bid
Barley No. 3	No Bid	No Bid	No Bid
Soybeans No. 2	\$8.13	\$8.58	\$8.28

Mid Eastern Shore

Harvest	Low	High	Average	
Corn No. 2	16-Dec	\$3.79	\$3.94	\$3.86
Wheat No. 2	16-Jul	\$4.06	\$4.07	\$4.07
Barley No. 3	16-Jul	\$1.97	\$1.97	\$1.97
Soybeans No. 2	16-Nov	\$0.00	\$8.20	\$7.51

Lower Eastern Shore

Grain	Low	High	Average
Corn No. 2	\$3.76	\$3.96	\$3.83
Wheat No. 2	No Bid	No Bid	No Bid
Barley No. 3	No Bid	No Bid	No Bid
Soybeans No. 2	\$8.63	\$8.78	\$8.71

Lower Eastern Shore

Harvest	Low	High	Average	
Corn No. 2	16-Dec	\$3.89	\$3.99	\$3.92
Wheat No. 2	16-Jul	\$4.07	\$4.07	\$4.07
Barley No. 3	16-Jul	\$2.02	\$2.02	\$2.02
Soybeans No. 2	16-Nov	\$8.25	\$8.35	\$8.30

Central Md

Grain	Low	High	Average
Corn No. 2	\$3.41	\$3.90	\$3.69
Wheat No. 2	No Bid	No Bid	No Bid
Barley No. 3	No Bid	No Bid	No Bid
Soybeans No. 2	\$8.23	\$8.45	\$8.34

Central Md

Harvest	Low	High	Average	
Corn No. 2	16-Dec	No Bid	No Bid	No Bid
Wheat No. 2	16-Jul	\$4.07	\$4.07	\$4.07
Barley No. 3	16-Jul	\$1.97	\$1.97	\$1.97
Soybeans No. 2	16-Nov	\$8.05	\$8.05	\$8.05

Western Md

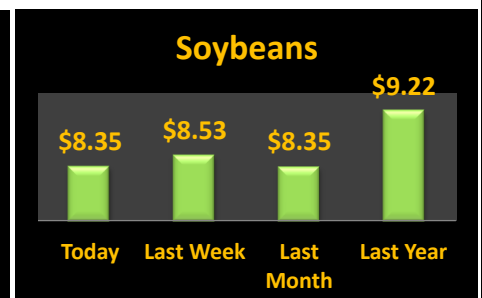
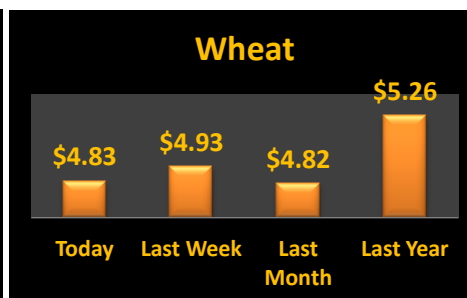
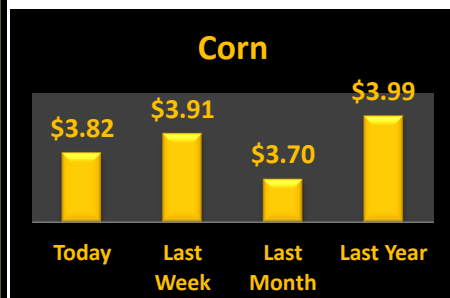
Grain	Low	High	Average
Corn No. 2	\$3.70	\$3.95	\$3.86
Wheat No. 2	\$4.78	\$4.92	\$4.83
Barley No. 3	\$2.30	\$3.00	\$2.76
Soybeans No. 2	\$8.14	\$8.57	\$8.34

Western Md

Harvest	Low	High	Average	
Corn No. 2	16-Dec	\$3.73	\$3.90	\$3.82
Wheat No. 2	16-Jul	\$4.51	\$4.95	\$4.73
Barley No. 3	16-Jul	\$2.50	\$2.50	\$2.50
Soybeans No. 2	16-Nov	\$8.20	\$8.32	\$8.26

State Average

Grain	Today's Low	Today's High	Today's Average	Last Week Average	Compared to Last Week	Avg Last Month	Avg Last Year
Corn No. 2	\$3.41	\$4.00	\$3.82	\$3.91	(\$0.09)	\$3.70	\$3.99
Wheat No. 2	\$4.00	\$4.92	\$4.83	\$4.93	(\$0.10)	\$4.82	\$5.26
Barley No. 3	\$0.00	\$3.00	\$2.76	\$2.76	(\$0.00)	\$2.24	\$2.56
Soybeans No. 2	\$8.13	\$8.78	\$8.35	\$8.53	(\$0.18)	\$8.35	\$9.22



Source: Ag Market News LLC

DeAnne Haas and Dave Wert Reporters
570-490-5587

<http://www.agmarketnews.com>



USDA is an equal opportunity provider and employer.