



# Maryland Grain Bids

Reporting Date

## Cash Bids

December 14, 2016

## Harvest Bids

### Upper Eastern Shore

| Grain          | Low    | High   | Average |
|----------------|--------|--------|---------|
| Corn No. 2     | \$3.51 | \$3.98 | \$3.75  |
| Wheat No. 2    | No Bid | No Bid | No Bid  |
| Barley No. 3   | No Bid | No Bid | No Bid  |
| Soybeans No. 2 | \$9.45 | \$9.85 | \$9.65  |

### Upper Eastern Shore

| Harvest        | Low    | High   | Average |        |
|----------------|--------|--------|---------|--------|
| Corn No. 2     | 17-Dec | \$3.89 | \$4.14  | \$3.96 |
| Wheat No. 2    | 17-Jul | \$3.92 | \$4.05  | \$4.01 |
| Barley No. 3   | 17-Jul | \$2.25 | \$2.35  | \$2.33 |
| Soybeans No. 2 | 17-Nov | \$9.45 | \$9.65  | \$9.57 |

### Mid Eastern Shore

| Grain          | Low    | High   | Average |
|----------------|--------|--------|---------|
| Corn No. 2     | \$3.66 | \$3.98 | \$3.81  |
| Wheat No. 2    | No Bid | No Bid | No Bid  |
| Barley No. 3   | No Bid | No Bid | No Bid  |
| Soybeans No. 2 | \$9.45 | \$9.85 | \$9.68  |

### Mid Eastern Shore

| Harvest        | Low    | High   | Average |        |
|----------------|--------|--------|---------|--------|
| Corn No. 2     | 17-Dec | \$3.89 | \$4.04  | \$3.95 |
| Wheat No. 2    | 17-Jul | \$3.92 | \$4.05  | \$3.96 |
| Barley No. 3   | 17-Jul | \$2.25 | \$2.35  | \$2.28 |
| Soybeans No. 2 | 17-Nov | \$9.45 | \$9.62  | \$9.57 |

### Lower Eastern Shore

| Grain          | Low    | High   | Average |
|----------------|--------|--------|---------|
| Corn No. 2     | \$3.61 | \$3.91 | \$3.76  |
| Wheat No. 2    | No Bid | No Bid | No Bid  |
| Barley No. 3   | No Bid | No Bid | No Bid  |
| Soybeans No. 2 | \$9.88 | \$9.98 | \$9.93  |

### Lower Eastern Shore

| Harvest        | Low    | High   | Average |        |
|----------------|--------|--------|---------|--------|
| Corn No. 2     | 17-Dec | No Bid | No Bid  | No Bid |
| Wheat No. 2    | 17-Jul | \$4.05 | \$4.05  | \$4.05 |
| Barley No. 3   | 17-Jul | \$2.35 | \$2.35  | \$2.35 |
| Soybeans No. 2 | 17-Nov | No Bid | No Bid  | No Bid |

### Central Md

| Grain          | Low    | High   | Average |
|----------------|--------|--------|---------|
| Corn No. 2     | \$3.36 | \$4.20 | \$3.80  |
| Wheat No. 2    | No Bid | No Bid | No Bid  |
| Barley No. 3   | No Bid | No Bid | No Bid  |
| Soybeans No. 2 | \$9.68 | \$9.85 | \$9.77  |

### Central Md

| Harvest        | Low    | High   | Average |        |
|----------------|--------|--------|---------|--------|
| Corn No. 2     | 17-Dec | No Bid | No Bid  | No Bid |
| Wheat No. 2    | 17-Jul | \$4.05 | \$4.05  | \$4.05 |
| Barley No. 3   | 17-Jul | \$2.35 | \$2.35  | \$2.35 |
| Soybeans No. 2 | 17-Nov | No Bid | No Bid  | No Bid |

### Western Md

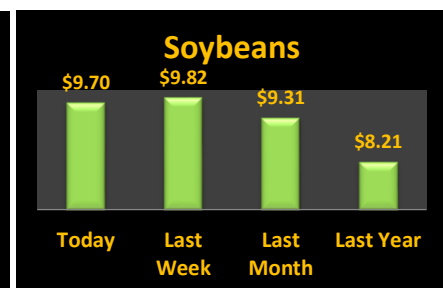
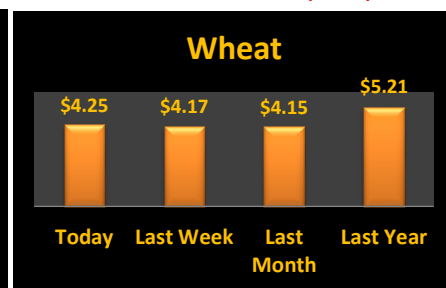
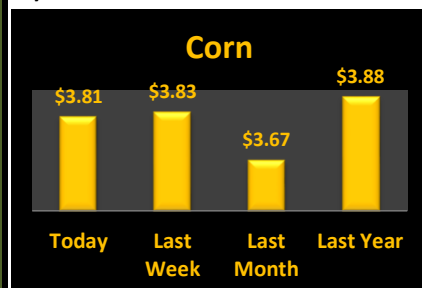
| Grain          | Low    | High    | Average |
|----------------|--------|---------|---------|
| Corn No. 2     | \$3.75 | \$4.05  | \$3.89  |
| Wheat No. 2    | \$4.00 | \$4.41  | \$4.25  |
| Barley No. 3   | \$2.75 | \$3.35  | \$2.93  |
| Soybeans No. 2 | \$9.55 | \$10.00 | \$9.72  |

### Western Md

| Harvest        | Low    | High   | Average |        |
|----------------|--------|--------|---------|--------|
| Corn No. 2     | 17-Dec | \$3.36 | \$3.90  | \$3.63 |
| Wheat No. 2    | 17-Jul | \$4.32 | \$4.32  | \$4.32 |
| Barley No. 3   | 17-Jul | \$2.50 | \$2.50  | \$2.50 |
| Soybeans No. 2 | 17-Nov | \$9.58 | \$9.75  | \$9.67 |

### State Average

| Grain          | Today's |         |         | Last Week | Compared to | Avg Last  |        |
|----------------|---------|---------|---------|-----------|-------------|-----------|--------|
|                | Low     | High    | Average |           |             | Last Week | Month  |
| Corn No. 2     | \$3.36  | \$4.20  | \$3.81  | \$3.83    | (\$0.02)    | \$3.67    | \$3.88 |
| Wheat No. 2    | \$3.98  | \$4.41  | \$4.25  | \$4.17    | \$0.08      | \$4.15    | \$5.21 |
| Barley No. 3   | \$2.75  | \$3.35  | \$2.93  | \$2.89    | \$0.03      | \$2.89    | \$2.90 |
| Soybeans No. 2 | \$9.45  | \$10.00 | \$9.70  | \$9.82    | (\$0.12)    | \$9.31    | \$8.21 |



Source: Ag Market News LLC

DeAnne Haas and Dave Wert Reporters  
570-490-5587

<http://www.agmarketnews.com>



USDA is an equal opportunity provider and employer.