



Maryland Grain Bids

Wednesday November 9, 2016

Cash Bids

Harvest Bids

Upper Eastern Shore

Grain	Low	High	Average
Corn No. 2	\$3.44	\$3.79	\$3.67
Wheat No. 2	\$4.00	\$4.18	\$4.09
Barley No. 3	No Bid	No Bid	No Bid
Soybeans No. 2	\$9.46	\$9.56	\$9.50

Upper Eastern Shore

Grain	Harvest	Low	High	Average
Corn No. 2	16-Dec	\$3.75	\$3.75	\$3.75
Wheat No. 2	17-Jul	\$4.28	\$4.28	\$4.28
Barley No. 3	17-Jul	\$2.25	\$2.35	\$2.33
Soybeans No. 2	16-Nov	No Bid	No Bid	No Bid

Mid Eastern Shore

Grain	Low	High	Average
Corn No. 2	\$3.64	\$3.94	\$3.78
Wheat No. 2	\$4.00	\$4.18	\$4.11
Barley No. 3	No Bid	No Bid	No Bid
Soybeans No. 2	\$9.46	\$9.76	\$9.61

Mid Eastern Shore

Grain	Harvest	Low	High	Average
Corn No. 2	16-Dec	No Bid	No Bid	No Bid
Wheat No. 2	17-Jul	\$4.28	\$4.28	\$4.28
Barley No. 3	17-Jul	\$2.25	\$2.35	\$2.28
Soybeans No. 2	16-Nov	No Bid	No Bid	No Bid

Lower Eastern Shore

Grain	Low	High	Average
Corn No. 2	\$3.59	\$3.89	\$3.74
Wheat No. 2	No Bid	No Bid	No Bid
Barley No. 3	No Bid	No Bid	No Bid
Soybeans No. 2	\$9.71	\$9.81	\$9.76

Lower Eastern Shore

Grain	Harvest	Low	High	Average
Corn No. 2	16-Dec	No Bid	No Bid	No Bid
Wheat No. 2	17-Jul	\$4.28	\$4.28	\$4.28
Barley No. 3	17-Jul	\$2.35	\$2.35	\$2.35
Soybeans No. 2	16-Nov	No Bid	No Bid	No Bid

Central Md

Grain	Low	High	Average
Corn No. 2	\$3.24	\$4.16	\$3.70
Wheat No. 2	No Bid	No Bid	No Bid
Barley No. 3	No Bid	No Bid	No Bid
Soybeans No. 2	\$9.40	\$9.51	\$9.46

Central Md

Grain	Harvest	Low	High	Average
Corn No. 2	16-Dec	No Bid	No Bid	No Bid
Wheat No. 2	17-Jul	\$4.28	\$4.28	\$4.28
Barley No. 3	17-Jul	\$2.35	\$2.35	\$2.35
Soybeans No. 2	16-Nov	No Bid	No Bid	No Bid

Western Md

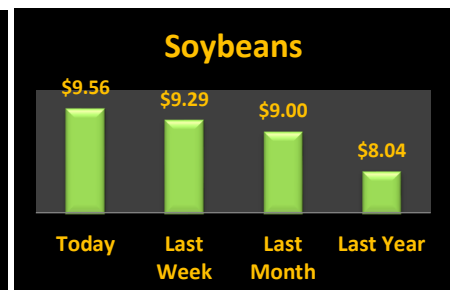
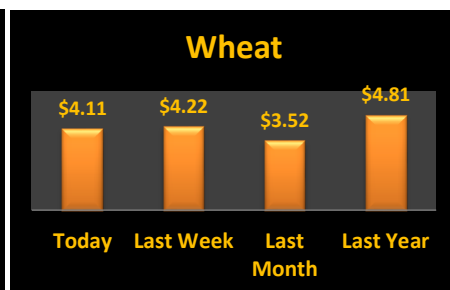
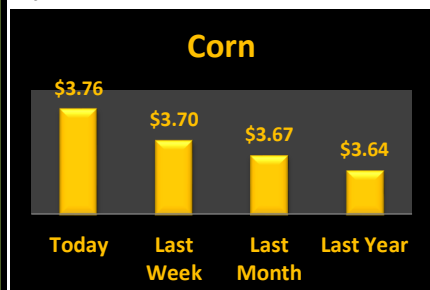
Grain	Low	High	Average
Corn No. 2	\$3.70	\$4.00	\$3.80
Wheat No. 2	\$4.00	\$4.14	\$4.07
Barley No. 3	\$2.80	\$3.45	\$3.02
Soybeans No. 2	\$9.20	\$9.48	\$9.38

Western Md

Grain	Harvest	Low	High	Average
Corn No. 2	16-Dec	\$3.86	\$3.86	\$3.86
Wheat No. 2	17-Jul	\$4.50	\$4.50	\$4.50
Barley No. 3	17-Jul	\$2.50	\$2.50	\$2.50
Soybeans No. 2	16-Nov	\$9.27	\$9.27	\$9.27

State Average

Grain	Today's			Last Week Average	Compared to Last Week	Avg Last	
	Low	High	Average			Month	Year
Corn No. 2	\$3.24	\$4.16	\$3.76	\$3.70	\$0.06	\$3.67	\$3.64
Wheat No. 2	\$3.79	\$4.18	\$4.11	\$4.22	(\$0.11)	\$3.52	\$4.81
Barley No. 3	\$2.80	\$3.45	\$3.02	\$2.59	\$0.43	\$2.62	\$2.62
Soybeans No. 2	\$9.20	\$9.81	\$9.56	\$9.29	\$0.27	\$9.00	\$8.04



Source: Ag Market News LLC
 DeAnne Haas and Dave Wert Reporters
 570-490-5587
<http://www.agmarketnews.com>



USDA is an equal opportunity provider and employer.