



# Maryland Grain Bids

Wednesday November 30, 2016

## Cash Bids

## Harvest Bids

### Upper Eastern Shore

Grain	Low	High	Average
Corn No. 2	\$3.27	\$3.75	\$3.51
Wheat No. 2	No Bid	No Bid	No Bid
Barley No. 3	No Bid	No Bid	No Bid
Soybeans No. 2	\$9.60	\$9.89	\$9.78

### Upper Eastern Shore

Grain	Harvest	Low	High	Average
Corn No. 2	17-Dec	\$4.05	\$4.05	\$4.05
Wheat No. 2	17-Jul	\$3.81	\$4.03	\$3.97
Barley No. 3	17-Jul	\$2.25	\$2.35	\$2.33
Soybeans No. 2	17-Nov	No Bid	No Bid	No Bid

### Mid Eastern Shore

Grain	Low	High	Average
Corn No. 2	\$3.47	\$3.77	\$3.59
Wheat No. 2	No Bid	No Bid	No Bid
Barley No. 3	No Bid	No Bid	No Bid
Soybeans No. 2	\$9.60	\$9.98	\$9.80

### Mid Eastern Shore

Grain	Harvest	Low	High	Average
Corn No. 2	17-Dec	No Bid	No Bid	No Bid
Wheat No. 2	17-Jul	\$3.81	\$4.03	\$3.92
Barley No. 3	17-Jul	\$2.25	\$2.35	\$2.28
Soybeans No. 2	17-Nov	No Bid	No Bid	No Bid

### Lower Eastern Shore

Grain	Low	High	Average
Corn No. 2	\$3.42	\$3.72	\$3.57
Wheat No. 2	No Bid	No Bid	No Bid
Barley No. 3	No Bid	No Bid	No Bid
Soybeans No. 2	\$10.03	\$10.13	\$10.08

### Lower Eastern Shore

Grain	Harvest	Low	High	Average
Corn No. 2	17-Dec	No Bid	No Bid	No Bid
Wheat No. 2	17-Jul	\$4.03	\$4.03	\$4.03
Barley No. 3	17-Jul	\$2.35	\$2.35	\$2.35
Soybeans No. 2	17-Nov	No Bid	No Bid	No Bid

### Central Md

Grain	Low	High	Average
Corn No. 2	\$3.07	\$4.12	\$3.63
Wheat No. 2	No Bid	No Bid	No Bid
Barley No. 3	No Bid	No Bid	No Bid
Soybeans No. 2	\$9.83	\$9.83	\$9.83

### Central Md

Grain	Harvest	Low	High	Average
Corn No. 2	17-Dec	No Bid	No Bid	No Bid
Wheat No. 2	17-Jul	\$4.03	\$4.03	\$4.03
Barley No. 3	17-Jul	\$2.35	\$2.35	\$2.35
Soybeans No. 2	17-Nov	No Bid	No Bid	No Bid

### Western Md

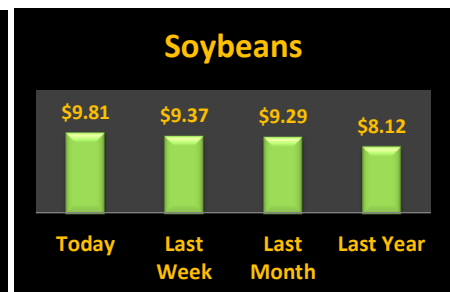
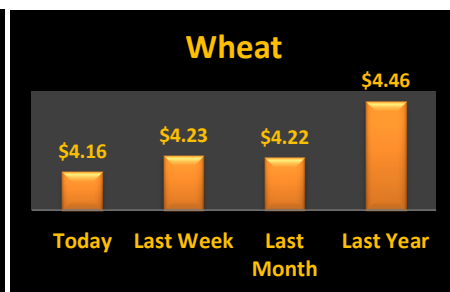
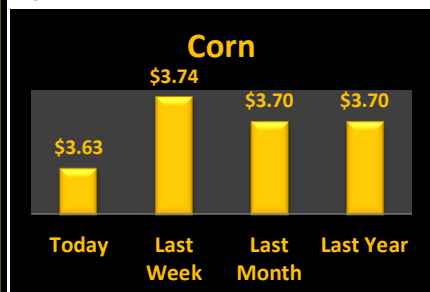
Grain	Low	High	Average
Corn No. 2	\$3.60	\$3.90	\$3.75
Wheat No. 2	\$4.00	\$4.31	\$4.16
Barley No. 3	\$2.80	\$3.35	\$3.06
Soybeans No. 2	\$9.65	\$9.85	\$9.78

### Western Md

Grain	Harvest	Low	High	Average
Corn No. 2	17-Dec	\$3.81	\$3.81	\$3.81
Wheat No. 2	17-Jul	\$4.41	\$4.41	\$4.41
Barley No. 3	17-Jul	\$3.50	\$3.50	\$3.50
Soybeans No. 2	17-Nov	\$9.69	\$9.69	\$9.69

### State Average

Grain	Today's Low	Today's High	Today's Average	Last Week Average	Compared to Last Week	Avg Last Month	Avg Last Year
Corn No. 2	\$3.07	\$4.12	\$3.63	\$3.74	(\$0.11)	\$3.70	\$3.70
Wheat No. 2	\$3.75	\$4.31	\$4.16	\$4.23	(\$0.07)	\$4.22	\$4.46
Barley No. 3	\$2.80	\$3.35	\$3.06	\$2.89	\$0.17	\$2.59	\$2.29
Soybeans No. 2	\$9.60	\$10.13	\$9.81	\$9.37	\$0.44	\$9.29	\$8.12



Source: Ag Market News LLC

DeAnne Haas and Dave Wert Reporters

570-490-5587

<http://www.agmarketnews.com>



USDA is an equal opportunity provider and employer.