



Maryland Grain Bids

Wednesday November 23, 2016

Cash Bids

Harvest Bids

Upper Eastern Shore

Grain	Low	High	Average
Corn No. 2	\$3.41	\$3.90	\$3.66
Wheat No. 2	No Bid	No Bid	No Bid
Barley No. 3	No Bid	No Bid	No Bid
Soybeans No. 2	\$9.57	\$9.71	\$9.66

Upper Eastern Shore

Grain	Harvest	Low	High	Average
Corn No. 2	17-Dec	\$3.87	\$4.05	\$3.96
Wheat No. 2	17-Jul	\$3.96	\$4.21	\$4.15
Barley No. 3	17-Jul	\$2.25	\$2.35	\$2.33
Soybeans No. 2	17-Nov	\$9.51	\$9.51	\$9.51

Mid Eastern Shore

Grain	Low	High	Average
Corn No. 2	\$3.60	\$3.90	\$3.71
Wheat No. 2	No Bid	No Bid	No Bid
Barley No. 3	No Bid	No Bid	No Bid
Soybeans No. 2	\$9.57	\$9.85	\$9.70

Mid Eastern Shore

Grain	Harvest	Low	High	Average
Corn No. 2	17-Dec	No Bid	No Bid	No Bid
Wheat No. 2	17-Jul	\$3.96	\$4.21	\$4.09
Barley No. 3	17-Jul	\$2.25	\$2.35	\$2.28
Soybeans No. 2	17-Nov	No Bid	No Bid	No Bid

Lower Eastern Shore

Grain	Low	High	Average
Corn No. 2	\$3.56	\$3.86	\$3.71
Wheat No. 2	No Bid	No Bid	No Bid
Barley No. 3	No Bid	No Bid	No Bid
Soybeans No. 2	\$0.00	\$10.00	\$6.63

Lower Eastern Shore

Grain	Harvest	Low	High	Average
Corn No. 2	17-Dec	\$0.00	\$0.00	#DIV/0!
Wheat No. 2	17-Jul	\$4.21	\$4.21	\$4.21
Barley No. 3	17-Jul	\$2.35	\$2.35	\$2.35
Soybeans No. 2	17-Nov	\$0.00	\$0.00	#DIV/0!

Central Md

Grain	Low	High	Average
Corn No. 2	\$3.21	\$4.09	\$3.74
Wheat No. 2	No Bid	No Bid	No Bid
Barley No. 3	No Bid	No Bid	No Bid
Soybeans No. 2	\$9.61	\$9.70	\$9.66

Central Md

Grain	Harvest	Low	High	Average
Corn No. 2	17-Dec	No Bid	No Bid	No Bid
Wheat No. 2	17-Jul	\$4.21	\$4.21	\$4.21
Barley No. 3	17-Jul	\$2.35	\$2.35	\$2.35
Soybeans No. 2	17-Nov	No Bid	No Bid	No Bid

Western Md

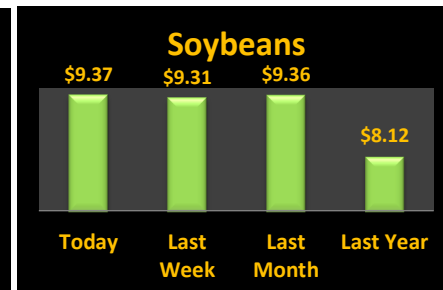
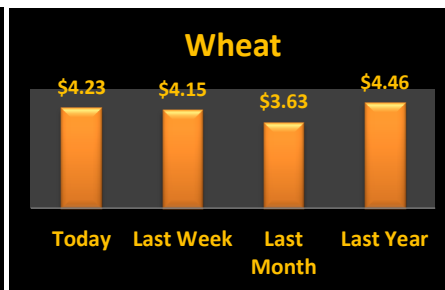
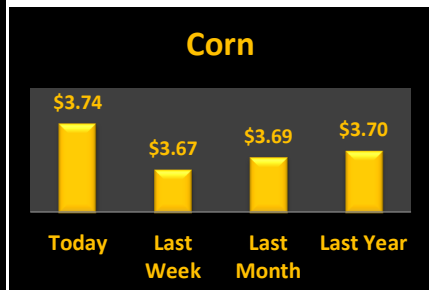
Grain	Low	High	Average
Corn No. 2	\$3.70	\$3.91	\$3.85
Wheat No. 2	\$4.00	\$4.41	\$4.23
Barley No. 3	\$2.60	\$3.35	\$2.89
Soybeans No. 2	\$9.50	\$9.70	\$9.60

Western Md

Grain	Harvest	Low	High	Average
Corn No. 2	17-Dec	\$3.85	\$3.85	\$3.85
Wheat No. 2	17-Jul	\$4.56	\$4.56	\$4.56
Barley No. 3	17-Jul	\$2.50	\$2.50	\$2.50
Soybeans No. 2	17-Nov	\$9.42	\$9.42	\$9.42

State Average

Grain	Today's			Last Week	Compared to	Avg Last	
	Low	High	Average			Month	Year
Corn No. 2	\$3.21	\$4.09	\$3.74	\$3.67	\$0.07	\$3.69	\$3.70
Wheat No. 2	\$3.90	\$4.41	\$4.23	\$4.15	\$0.08	\$3.63	\$4.46
Barley No. 3	\$2.60	\$3.35	\$2.89	\$2.89	(\$0.00)	\$2.57	\$2.29
Soybeans No. 2	\$9.50	\$10.00	\$9.37	\$9.31	\$0.06	\$9.36	\$8.12



Source: Ag Market News LLC

DeAnne Haas and Dave Wert Reporters

570-490-5587

<http://www.agmarketnews.com>



USDA is an equal opportunity provider and employer.