



# Maryland Grain Bids

Wednesday November 2, 2016

## Cash Bids

## Harvest Bids

### Upper Eastern Shore

Grain	Low	High	Average
Corn No. 2	\$3.39	\$3.84	\$3.63
Wheat No. 2	\$4.25	\$4.25	\$4.25
Barley No. 3	\$2.35	\$2.35	\$2.35
Soybeans No. 2	\$9.19	\$9.39	\$9.26

### Upper Eastern Shore

Harvest	Low	High	Average	
Corn No. 2	16-Dec	\$3.68	\$3.86	\$3.77
Wheat No. 2	17-Jul	\$3.98	\$4.25	\$4.11
Barley No. 3	17-Jul	No Bid	No Bid	No Bid
Soybeans No. 2	16-Nov	\$9.18	\$9.39	\$9.23

### Mid Eastern Shore

Grain	Low	High	Average
Corn No. 2	\$3.49	\$3.84	\$3.68
Wheat No. 2	\$4.25	\$4.25	\$4.25
Barley No. 3	\$2.35	\$2.35	\$2.35
Soybeans No. 2	\$9.19	\$9.39	\$9.30

### Mid Eastern Shore

Harvest	Low	High	Average	
Corn No. 2	16-Dec	\$3.68	\$3.84	\$3.74
Wheat No. 2	17-Jul	\$3.98	\$4.15	\$4.08
Barley No. 3	17-Jul	No Bid	No Bid	No Bid
Soybeans No. 2	16-Nov	\$9.19	\$9.39	\$9.30

### Lower Eastern Shore

Grain	Low	High	Average
Corn No. 2	\$3.54	\$3.84	\$3.69
Wheat No. 2	\$4.25	\$4.25	\$4.25
Barley No. 3	\$2.35	\$2.35	\$2.35
Soybeans No. 2	\$9.39	\$9.49	\$9.44

### Lower Eastern Shore

Harvest	Low	High	Average	
Corn No. 2	16-Dec	No Bid	No Bid	No Bid
Wheat No. 2	17-Jul	No Bid	No Bid	No Bid
Barley No. 3	17-Jul	No Bid	No Bid	No Bid
Soybeans No. 2	16-Nov	\$9.24	\$9.39	\$9.32

### Central Md

Grain	Low	High	Average
Corn No. 2	\$3.19	\$4.12	\$3.66
Wheat No. 2	No Bid	No Bid	No Bid
Barley No. 3	No Bid	No Bid	No Bid
Soybeans No. 2	\$9.19	\$9.40	\$9.30

### Central Md

Harvest	Low	High	Average	
Corn No. 2	16-Dec	No Bid	No Bid	No Bid
Wheat No. 2	17-Jul	No Bid	No Bid	No Bid
Barley No. 3	17-Jul	No Bid	No Bid	No Bid
Soybeans No. 2	16-Nov	\$9.19	\$9.19	\$9.19

### Western Md

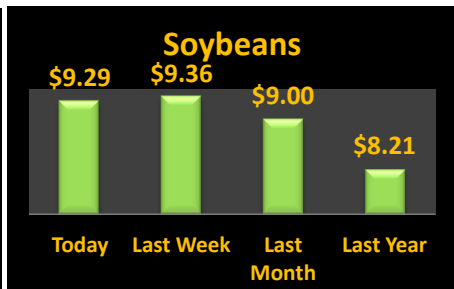
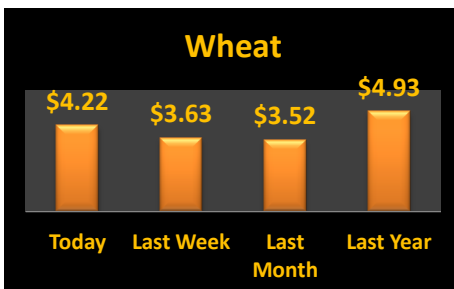
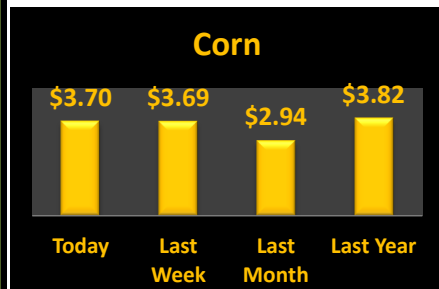
Grain	Low	High	Average
Corn No. 2	\$3.68	\$4.05	\$3.82
Wheat No. 2	\$4.00	\$4.30	\$4.14
Barley No. 3	\$2.70	\$3.45	\$2.94
Soybeans No. 2	\$9.05	\$9.56	\$9.27

### Western Md

Harvest	Low	High	Average	
Corn No. 2	16-Dec	\$3.95	\$3.95	\$3.95
Wheat No. 2	17-Jul	\$4.48	\$4.48	\$4.48
Barley No. 3	17-Jul	\$2.50	\$2.50	\$2.50
Soybeans No. 2	16-Nov	\$9.56	\$9.56	\$9.56

### State Average

Grain	Today's Low	Today's High	Today's Average	Last Week Average	Compared to Last Week	Avg Last Month	Avg Last Year
Corn No. 2	\$3.19	\$4.12	\$3.70	\$3.69	\$0.01	\$2.94	\$3.82
Wheat No. 2	\$3.84	\$4.30	\$4.22	\$3.63	\$0.59	\$3.52	\$4.93
Barley No. 3	\$2.35	\$3.45	\$2.59	\$2.57	\$0.02	\$2.62	\$2.67
Soybeans No. 2	\$9.05	\$9.56	\$9.29	\$9.36	(\$0.07)	\$9.00	\$8.21



Source: Ag Market News LLC

DeAnne Haas and Dave Wert Reporters  
570-490-5587

<http://www.agmarketnews.com>



USDA is an equal opportunity provider and employer.