



Maryland Grain Bids

Wednesday November 16, 2016

Cash Bids

Harvest Bids

Upper Eastern Shore

| Grain | Low | High | Average |
|----------------|--------|--------|---------|
| Corn No. 2 | \$3.32 | \$3.67 | \$3.56 |
| Wheat No. 2 | No Bid | No Bid | No Bid |
| Barley No. 3 | No Bid | No Bid | No Bid |
| Soybeans No. 2 | \$9.11 | \$9.30 | \$9.25 |

Upper Eastern Shore

| Harvest | Low | High | Average | |
|----------------|--------|--------|---------|--------|
| Corn No. 2 | 16-Dec | \$3.61 | \$3.79 | \$3.68 |
| Wheat No. 2 | 16-Jul | \$3.85 | \$4.12 | \$4.06 |
| Barley No. 3 | 16-Jul | \$2.25 | \$2.35 | \$2.33 |
| Soybeans No. 2 | 16-Nov | \$9.11 | \$9.27 | \$9.20 |

Mid Eastern Shore

| Grain | Low | High | Average |
|----------------|--------|--------|---------|
| Corn No. 2 | \$3.52 | \$3.82 | \$3.66 |
| Wheat No. 2 | No Bid | No Bid | No Bid |
| Barley No. 3 | No Bid | No Bid | No Bid |
| Soybeans No. 2 | \$9.11 | \$9.45 | \$9.30 |

Mid Eastern Shore

| Harvest | Low | High | Average | |
|----------------|--------|--------|---------|--------|
| Corn No. 2 | 16-Dec | \$3.61 | \$3.82 | \$3.68 |
| Wheat No. 2 | 16-Jul | \$3.85 | \$4.12 | \$3.99 |
| Barley No. 3 | 16-Jul | \$2.25 | \$2.35 | \$2.28 |
| Soybeans No. 2 | 16-Nov | \$9.11 | \$9.40 | \$9.26 |

Lower Eastern Shore

| Grain | Low | High | Average |
|----------------|--------|--------|---------|
| Corn No. 2 | \$3.47 | \$3.77 | \$3.62 |
| Wheat No. 2 | No Bid | No Bid | No Bid |
| Barley No. 3 | No Bid | No Bid | No Bid |
| Soybeans No. 2 | \$9.50 | \$9.60 | \$9.55 |

Lower Eastern Shore

| Harvest | Low | High | Average | |
|----------------|--------|--------|---------|--------|
| Corn No. 2 | 16-Dec | No Bid | No Bid | No Bid |
| Wheat No. 2 | 16-Jul | \$4.12 | \$4.12 | \$4.12 |
| Barley No. 3 | 16-Jul | \$2.35 | \$2.35 | \$2.35 |
| Soybeans No. 2 | 16-Nov | No Bid | No Bid | No Bid |

Central Md

| Grain | Low | High | Average |
|----------------|--------|--------|---------|
| Corn No. 2 | \$3.12 | \$4.13 | \$3.68 |
| Wheat No. 2 | No Bid | No Bid | No Bid |
| Barley No. 3 | No Bid | No Bid | No Bid |
| Soybeans No. 2 | \$9.30 | \$9.50 | \$9.40 |

Central Md

| Harvest | Low | High | Average | |
|----------------|--------|--------|---------|--------|
| Corn No. 2 | 16-Dec | No Bid | No Bid | No Bid |
| Wheat No. 2 | 16-Jul | \$4.12 | \$4.12 | \$4.12 |
| Barley No. 3 | 16-Jul | \$2.35 | \$2.35 | \$2.35 |
| Soybeans No. 2 | 16-Nov | No Bid | No Bid | No Bid |

Western Md

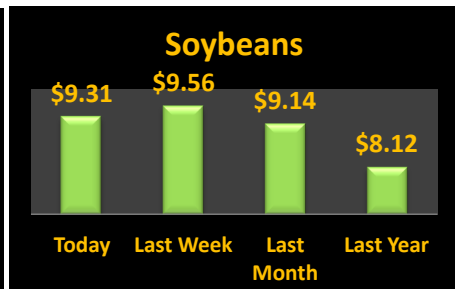
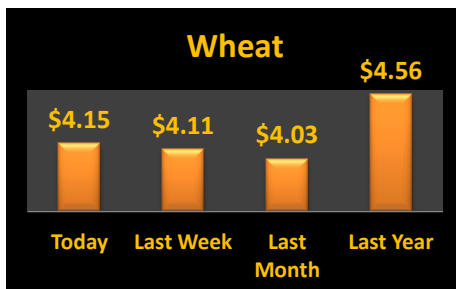
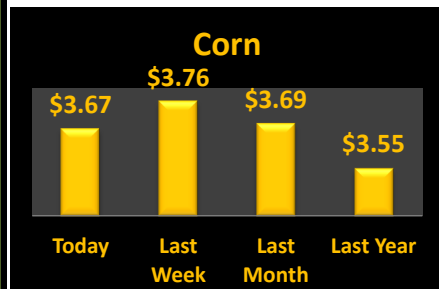
| Grain | Low | High | Average |
|----------------|--------|--------|---------|
| Corn No. 2 | \$3.61 | \$3.90 | \$3.79 |
| Wheat No. 2 | \$4.00 | \$4.23 | \$4.15 |
| Barley No. 3 | \$2.60 | \$3.35 | \$2.89 |
| Soybeans No. 2 | \$9.00 | \$9.35 | \$9.25 |

Western Md

| Harvest | Low | High | Average | |
|----------------|--------|--------|---------|--------|
| Corn No. 2 | 16-Dec | \$3.80 | \$3.80 | \$3.80 |
| Wheat No. 2 | 16-Jul | \$4.27 | \$4.27 | \$4.27 |
| Barley No. 3 | 16-Jul | \$2.40 | \$2.40 | \$2.40 |
| Soybeans No. 2 | 16-Nov | \$9.25 | \$9.25 | \$9.25 |

State Average

| Grain | Today's Low | Today's High | Today's Average | Last Week Average | Compared to Last Week | Avg Last Month | Avg Last Year |
|----------------|-------------|--------------|-----------------|-------------------|-----------------------|----------------|---------------|
| Corn No. 2 | \$3.12 | \$4.13 | \$3.67 | \$3.76 | (\$0.09) | \$3.69 | \$3.55 |
| Wheat No. 2 | \$3.67 | \$4.23 | \$4.15 | \$4.11 | \$0.04 | \$4.03 | \$4.56 |
| Barley No. 3 | \$2.60 | \$3.35 | \$2.89 | \$3.02 | (\$0.13) | \$2.96 | \$2.47 |
| Soybeans No. 2 | \$9.00 | \$9.60 | \$9.31 | \$9.56 | (\$0.25) | \$9.14 | \$8.12 |



Source: Ag Market News LLC

DeAnne Haas and Dave Wert Reporters
570-490-5587

<http://www.agmarketnews.com>



USDA is an equal opportunity provider and employer.